







# Divided Lites

Expand the character of your home or project by adding one of our divided lite options to your windows and doors. Choose anything from a traditional, colonial-style pattern to a unique, custom design to accentuate the overall appearance of your project. Kolbe offers four types of divided lites: grilles-in-the-airspace, wood removable grilles, performance divided lites and true divided lites. As standard, wood bars have a beveled profile, however, an ovolo profile or a square profile is also available. (See pg. 192, *Glazing Beads & Muntin Bars.*) Divided lite cross section drawings can be found on pgs. 180-181.



## Performance Divided Lites

Kolbe's performance divided lite (PDL) glazing system gives the appearance of true divided lites without sacrificing energy efficiency. Extruded aluminum bars are adhered to the exterior and unfinished pine bars are adhered to the interior of the single lite of insulating glass. Aesthetically pleasing spacer bars are installed within the insulating glass unit. Together, these bars create the illusion of true divided lites. PDL bars are available in 5/8", 7/8", 1-1/8", 1-3/4", 2-1/4" or 4-1/2" bar widths. The exterior finish of the aluminum bars will match the exterior finish on the unit. Variations on the PDL option may include custom grille patterns, custom bar widths or no spacer bars. Some designs may have a composite material for the exterior PDL bar.

## True Divided Lites

True divided lites (TDL) give each unit the traditional look often found in historical projects. Units with TDL are comprised of wood muntin bars in between glass panes. The horizontal and vertical, colonial-style wood TDL bars use interlocking half-lap joints. Profile shadow lines enhance the warm, richness of the wood on both the interior and exterior. The exterior finish on the bars will match the exterior finish of the unit. TDL options include custom patterns and bar widths, other wood species and interior stain or paint finishes. Depending on glass options chosen, standard bar widths are available in 7/8" or 1-1/8". TDL glass units are not filled with argon gas.

On Behalf Of: Horner Millwork Co/Somerset

Address: 1255B G A R Highway

Somerset, MA 02726

Phone: 508-235-4265

Fax: 5082354430

Contact: Matt Brown

Email: mbrown@northatlanticcorp.com

Phone: 413-214-5775



**We're for the visionaries.™**

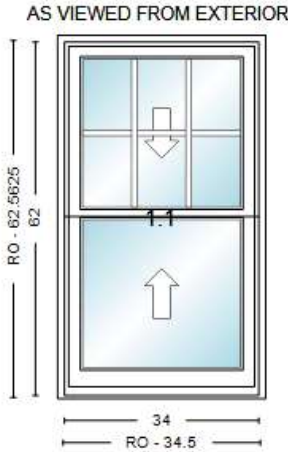
Quote 723387D: Rick Moore  
Project: Beacon Hill Condo  
Printed: 3/28/2018 3:41:38 PM



## Window and Door Details

Line Number 001-1  
 Label Simulated Divided Lite  
 Product Name Heritage Rectangle Double Hung (WDH)  
 Configured in PK Version 507

Scaled To Fit



Quantity (3)  
 Cubic Feet 10.35  
 Unit Price \$1,236.86  
 Extended Price \$3,710.58

\*\*\* Notes \*\*\*

**Manufacturer Note:** Number of installation clips applied is configured for a DP20 installation design pressure. Kolbe also recommends adding an additional 1/2" to the standard rough opening.

**Manufacturer Note:** Dark colors have the potential for higher heat absorption which may result in the distortion of unit components or pitch bleed in wood. Pitch bleed or component distortion due to excessive heat absorption is not covered by our warranty.

\*\*\* Overall Dimensions \*\*\*

Overall Frame Width 34"  
 Overall Frame Height 62"  
 Overall Rough Opening Width 34 1/2"  
 Overall Rough Opening Height 62 9/16"  
 Overall Unit Dimension Width 36 3/8"  
 Overall Unit Dimension Height 63 11/16"

\*\*\* Dimensions \*\*\*

Call Width Custom  
 Call Height Custom  
 Individual Frame Width 34"  
 Individual Frame Height 62"  
 Glass Width 28 1/2"  
 Glass Height 26 25/32"

\*\*\* Casing-Jamb-Trim \*\*\*

Exterior Casing/Accessories Standard Brickmould  
 Back Bevel No  
 Sill Nosing Standard Sill Nosing  
 Extended Horns No  
 Apply Exterior Casing/Accessories Yes  
 Back Priming of Casing No

Back Priming of Frame No  
 Jamb Depth 4 9/16"  
 Installation Clips 6 5/16" Clips

\*\*\* Performance \*\*\*

Performance Standard Performance  
 Display Current NFRC Rating Info. Yes  
 U-Value 0.29  
 Solar Heat Gain Coefficient (SHGC) 0.24  
 Visible Transmittance (VT) 0.44  
 Condensation Resistance (CR) 56  
 NFRC CPD # KKM-N-113-00714-00001  
 Energy Star Southern Zone Yes  
 Energy Star South/Central Zone Yes  
 Energy Star North/Central Zone Yes  
 Energy Star Northern Zone No  
 Energy Star Door Northern & North/Central Zones N/A  
 Energy Star Door All 50 States N/A  
 Canada Energy Rating (ER) +17  
 Canada Zone(s) -  
 Metric U-Value 1.65

\*\*\* Unit \*\*\*

Unit Type Complete Unit  
 Model Sterling  
 Production Current  
 Sash Material Wood

\*\*\* Glass \*\*\*

Glass Thickness Double Glazed  
 Glass H-K LoE 270 Insulated  
 Glass Spacer Black  
 High Altitude No  
 Glass Preserve / Neat Coating No Preserve or Neat Coating  
 Glazing Bead Beveled  
 Upper Glass - Glass Type Clear  
 Upper Glass - Obscure / Opaque Glass None  
 Upper Glass NOT Tempered  
 Lower Glass - Glass Type Clear  
 Lower Glass - Obscure / Opaque Glass None  
 Lower Glass NOT Tempered

\*\*\* Lite Divisions - Upper \*\*\*

Lite Division Performance Divided Lites  
 Bar Profile - Interior Beveled  
 Bar Size 7/8"  
 Internal Spacers Black  
 Second Bar Size None  
 Grid Pattern Colonial  
 Colonial Division 3W2H  
 Grille Division Type Specified

\*\*\* Hardware-Accessories \*\*\*

Lock Style Spoon  
 Hardware Color Rustic Umber  
 Bottom Sash Lift Handle(s) No



## Window and Door Details

---

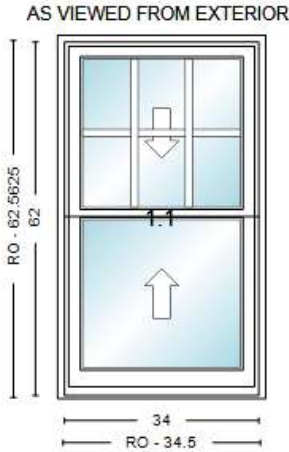
Screen	Full Screen
Mesh Type	BetterVue Fiberglass
Screen(s) Applied	No
Jambliner	Black
Window Opening Control Device	No
Class 5 Balance	No
*** Species-Finish-Color ***	
Change Species	Leave All Pine
Exterior Frame Finish	K-Kron2
Exterior Sash Finish	K-Kron2
Match All Exterior Colors	Yes
Exterior Color	Coal Black
Interior Frame Finish	Unfinished
Interior Sash Finish	Unfinished
Jambliner Cover	Wood Wrapped
Vertical Weatherstrip Color	Black
Fingerjoints	Standard Fingerjoints



## Window and Door Details

Line Number 002-1  
 Label True divided lite  
 Product Name Heritage Rectangle Double Hung (WDH)  
 Configured in PK Version 507

Scaled To Fit



Quantity (3)  
 Cubic Feet 10.35  
 Unit Price \$1,851.95  
 Extended Price \$5,555.85

\*\*\* Notes \*\*\*

**Manufacturer Note:** Number of installation clips applied is configured for a DP20 installation design pressure. Kolbe also recommends adding an additional 1/2" to the standard rough opening.

**Manufacturer Note:** Dark colors have the potential for higher heat absorption which may result in the distortion of unit components or pitch bleed in wood. Pitch bleed or component distortion due to excessive heat absorption is not covered by our warranty.

\*\*\* Overall Dimensions \*\*\*

Overall Frame Width 34"  
 Overall Frame Height 62"  
 Overall Rough Opening Width 34 1/2"  
 Overall Rough Opening Height 62 9/16"  
 Overall Unit Dimension Width 36 3/8"  
 Overall Unit Dimension Height 63 11/16"

\*\*\* Dimensions \*\*\*

Call Width Custom  
 Call Height Custom  
 Individual Frame Width 34"  
 Individual Frame Height 62"  
 Glass Width 28 1/2"  
 Glass Height 26 25/32"

\*\*\* Casing-Jamb-Trim \*\*\*

Exterior Casing/Accessories Standard Brickmould  
 Back Bevel No  
 Sill Nosing Standard Sill Nosing  
 Extended Horns No  
 Apply Exterior Casing/Accessories Yes  
 Back Priming of Casing No

Back Priming of Frame No  
 Jamb Depth 4 9/16"  
 Installation Clips 6 5/16" Clips

\*\*\* Performance \*\*\*

Performance Standard Performance  
 Display Current NFRC Rating Info. Yes  
 U-Value -  
 Solar Heat Gain Coefficient (SHGC) -  
 Visible Transmittance (VT) -  
 Condensation Resistance (CR) -  
 NFRC CPD # -  
 Energy Star Southern Zone -  
 Energy Star South/Central Zone -  
 Energy Star North/Central Zone -  
 Energy Star Northern Zone -  
 Energy Star Door Northern & North/Central Zones -  
 Energy Star Door All 50 States -  
 Canada Energy Rating (ER) -  
 Canada Zone(s) -  
 Metric U-Value -

\*\*\* Unit \*\*\*

Unit Type Complete Unit  
 Model Sterling  
 Production Current  
 Sash Material Wood

\*\*\* Glass \*\*\*

Glass Thickness Double Glazed  
 Glass H-K LoE 270 Insulated  
 Glass Spacer Black  
 High Altitude No  
 Glass Preserve / Neat Coating No Preserve or Neat Coating  
 Glazing Bead Beveled  
 Upper Glass - Glass Type Clear  
 Upper Glass - Obscure / Opaque Glass None  
 Upper Glass NOT Tempered  
 Lower Glass - Glass Type Clear  
 Lower Glass - Obscure / Opaque Glass None  
 Lower Glass NOT Tempered

\*\*\* Lite Divisions - Upper \*\*\*

Lite Division True Divided Lites  
 Bar Size 1 1/8"  
 Grid Pattern Colonial  
 Colonial Division 3W2H  
 Grille Division Type Specified

\*\*\* Hardware-Accessories \*\*\*

Lock Style Spoon  
 Hardware Color Rustic Umber  
 Bottom Sash Lift Handle(s) No  
 Screen Full Screen  
 Mesh Type BetterVue Fiberglass  
 Screen(s) Applied No





## Window and Door Details

---

Jambliner	Black
Window Opening Control Device	No
Class 5 Balance	No
*** Species-Finish-Color ***	
Change Species	Leave All Pine
Exterior Frame Finish	K-Kron2
Exterior Sash Finish	K-Kron2
Match All Exterior Colors	Yes
Exterior Color	Coal Black
Interior Frame Finish	Unfinished
Interior Sash Finish	Unfinished
Jambliner Cover	Wood Wrapped
Vertical Weatherstrip Color	Black
Fingerjoints	Standard Fingerjoints



## Notes / Totals / Signature

---

---


Total Quantity: 6	Total Cubic Feet: 62.12	Total Perimeter Feet: 1,152.00	Sub-Total*:	\$9,266.43
			Total Tax:	\$579.15
			Total Freight:	\$0.00
			Total Labor:	\$0.00
			Total Amount:	\$9,845.58

---

Total Amount includes Kolbe and/or Non-Kolbe lines if applicable

Signature: \_\_\_\_\_ Date: \_\_\_\_\_

Purchase Order: \_\_\_\_\_

 Printed By: Matt Brown  
Created: 3/28/2018