Boston City Hall and Plaza Renovations

Landmarks Commission Presentation
28 January, 2020

Mayor Martin J. Walsh
City of Boston Operations Cabinet
Public Facilities Department

SASAKI

Agenda

Design Overview

A Reinvigorated Civic Heart for Boston

Landmarks Commission Review

Main Entry + Ramp

North Entry

Feature Walls

Discussion

Design Overview

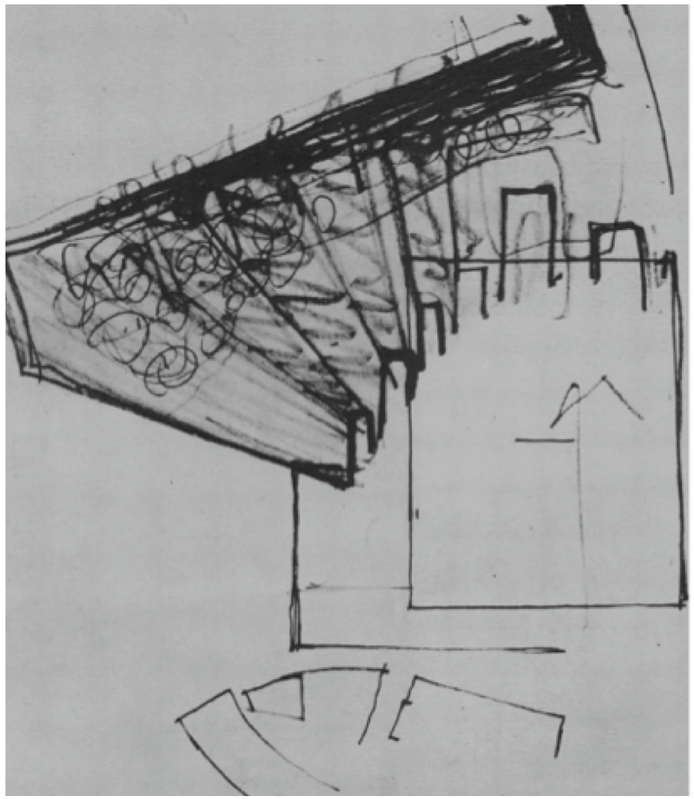



VISION: Early 1960s



TODAY'S PHYSICAL LIMITATIONS

Transparency

Deteriorating/Inadequate Infrastructure

Accessibility

Wayfinding

Limited loading on underground tunnels

Human scale + Comfort

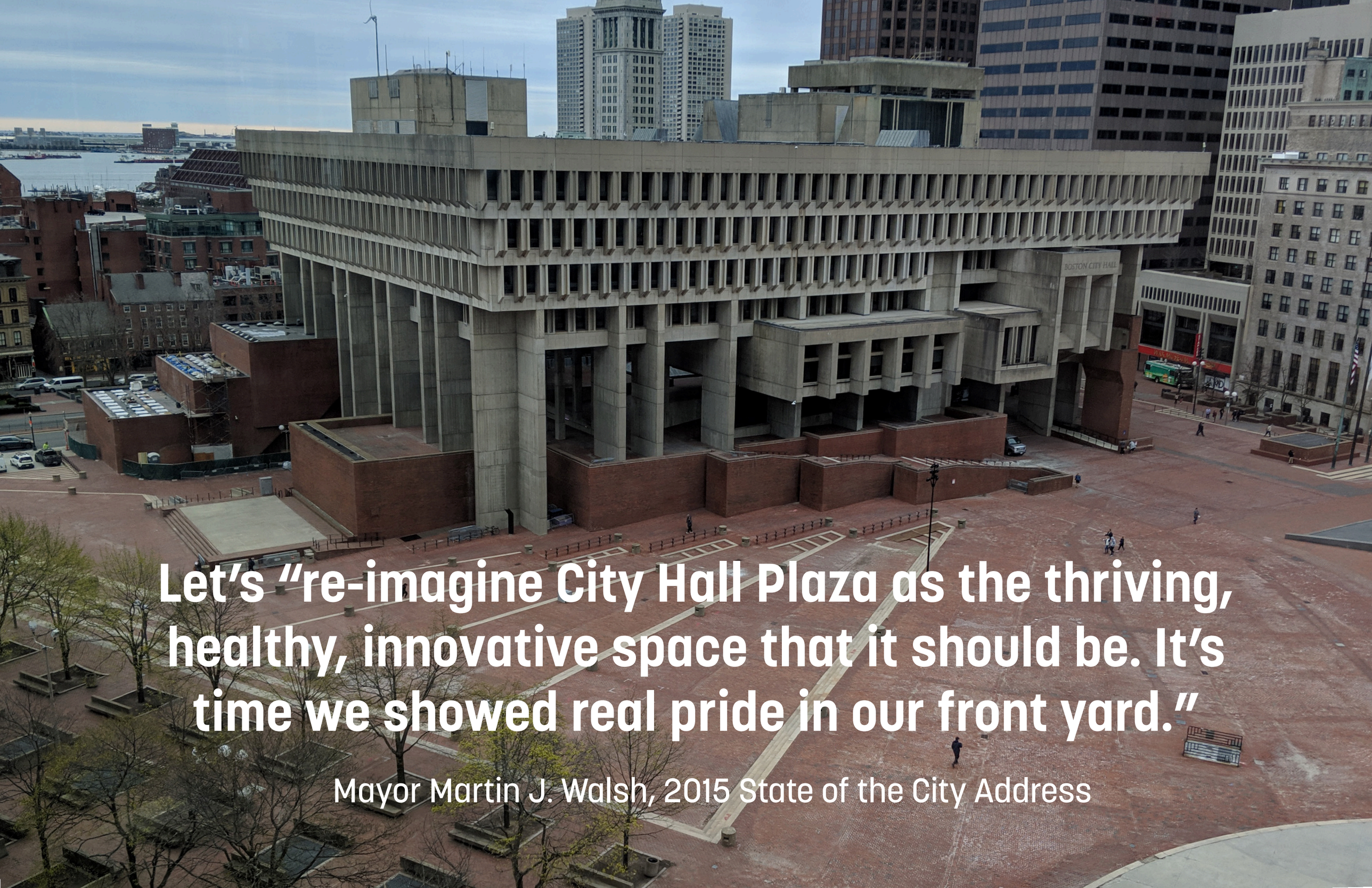

Let's "re-imagine City Hall Plaza as the thriving, healthy, innovative space that it should be. It's time we showed real pride in our front yard."

Mayor Martin J. Walsh, 2015 State of the City Address

The Design Process

We are here!

MASTER PLAN
2015-2017

High Level Vision + Principles

CONCEPT + SCHEMATIC DESIGN
8 MONTHS

Concept Alternatives

Refined Conceptual Plan

Phase 1 Plan

A SUBSET OF THE CONCEPT

DESIGN DOCUMENTATION
10 MONTHS

Design Development

REFINED PLAN (SOME DETAIL)

Construction Documentation

ENOUGH DETAIL TO BUILD THE PROJECT

CONSTRUCTION
18-24 MONTHS

Public + Stakeholder Meetings

Stakeholder Meetings

Stakeholder Meetings

Public Meetings

Stakeholder Meetings

Stakeholder Meetings

Public Meetings

KEY COMMUNITY INPUT TO THE DESIGN PROCESS

A plaza that can host great events year round!

Shade and comfortable seating!

An energy-efficient plaza

Demonstration stormwater features!

A plaza we can hang out in and play in!

Improved loading capacity

Integrated security + lighting

Better wayfinding

A universally accessible plaza + building

Amenities (food, restrooms, etc)

Honored legacy

PLAZA STAKEHOLDERS AND CONSTITUENTS

A Reinvigorated Civic Heart of Boston

A Welcoming and Civic Front Yard

A Flexible + Accommodating Event Venue

A Model for Sustainability and Resilience

A Renewed Cultural + Architectural Legacy

Program | Elements and Principles

Speakers Corner

One Large Event Space

- Paved
- Accommodates 10K-12K
- Accommodates intensive programs like ice skating

Multiple Smaller Gathering Spaces

- Including Activation of 4th Floor Terrace



Human Comfort

- Shade
- Flexible seating in right-sized spaces

Green Infrastructure

- Including stormwater demonstration

Civic Pavilion +/or Stage

- Flexible, rentable facility
- 40x60’ covered stage
- Vehicular service access

Safe+Accessible Connections

- From Cambridge to Congress
- Into all building entries
- To all gathering spaces
- Well-lit and easy to navigate
- Minimizing stairs
- Accessible surface materials

Play for all ages

- Areas for lawn games,
- Adventurous playscapes for children



Food Provision

- Areas for food trucks
- Possible Cafe/Retail space

Phase 1 Plan

LEGEND

Phase 1 Limit of Work

1 Congress Street Civic Space
2 Hanover Promenade
3 Bus Shelter + Plantings
4 Adventure Play Slope
5 North Entry Court + Re-opened North Entry
6 Civic Amphitheater Steps
7 Water Wall+ Water Garden
8 Interactive Art Terrace
9 Cafe Terrace
10 Main Plaza
11 Upper Plaza/Gathering Place
12 Cambridge Terraces
13 Speakers Corner
14 Access to 4th Floor Terrace
15 Main Entry Walk

GSA
GSA TERRACE
CONGRESS STREET
CAMBRIDGE STREET
North Entry
CITY HALL
Main Entry
MBTA
SEARS CRESCENT
FANEUIL HALL
0 50 100 150’

PROPOSED AERIAL

ORIGINAL PLAZA STRUCTURE

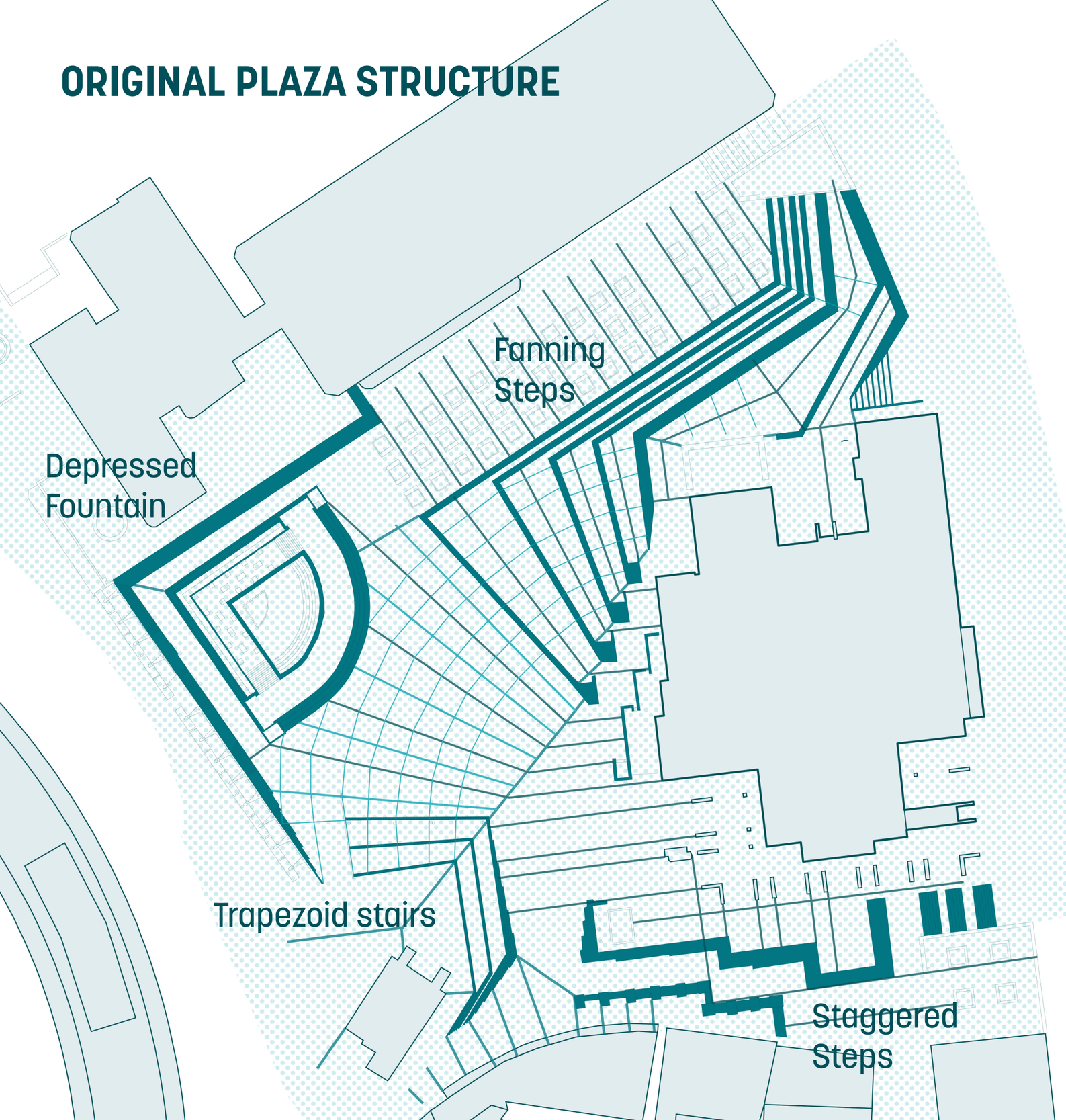





A RENEWED CULTURAL + ARCHITECTURAL LEGACY

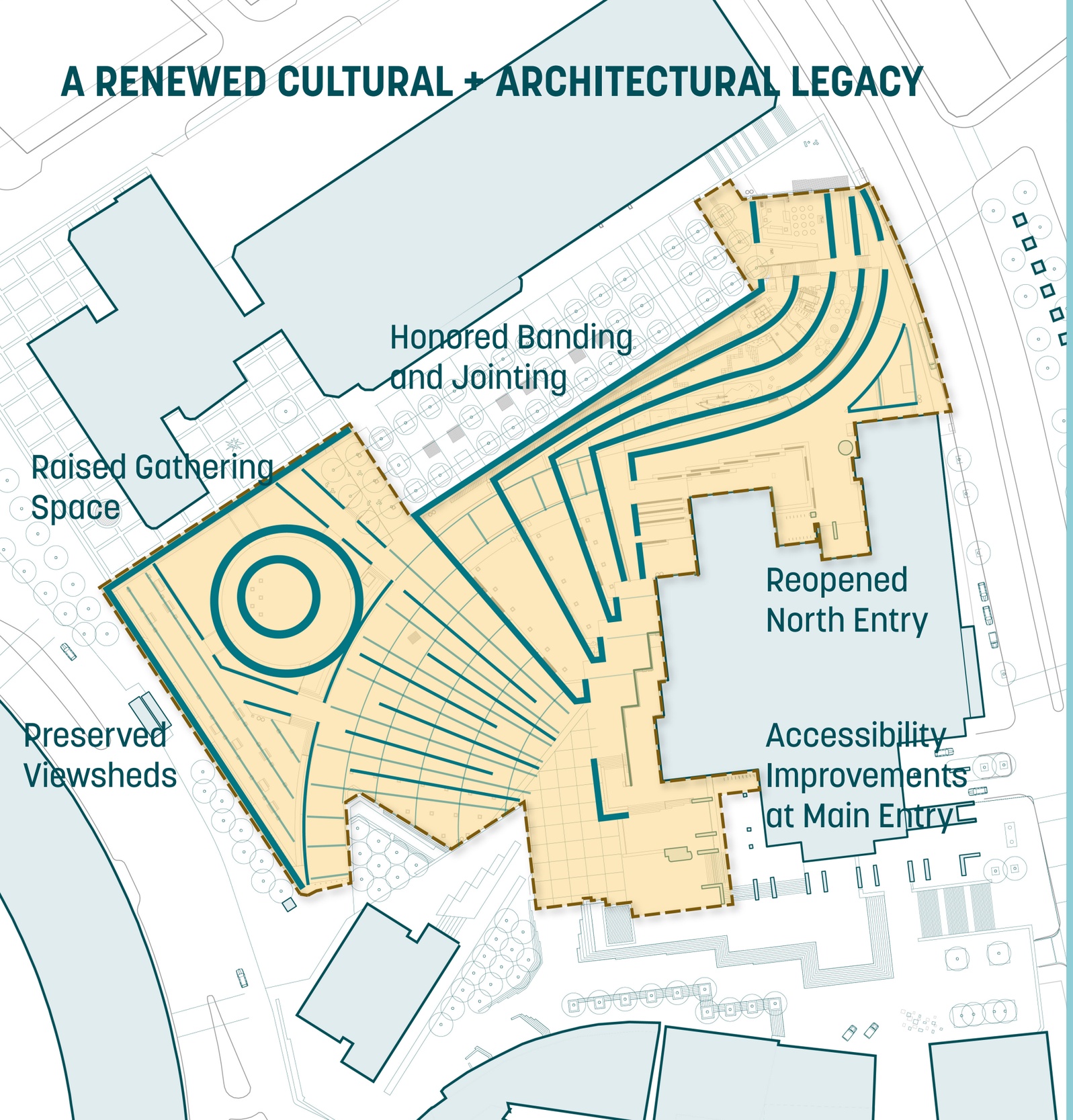

GOAL:

- Honor the original structure of the plaza, with granite banding, brick paver field with radial jointing, and iconic viewsheds to the building.

HOW?

- Reinterpret the granite banding as paving bands, benches and walls. Honor the radial banding at the main plaza and west facade, more whimsy at north facade
- Honor the original radial jointing in the main plaza and orthagonal jointing adjacent to the building
- Honor the object in the northwest corner of the plaza

UNIVERSAL ACCESS TO INCLUSIVE SPACES

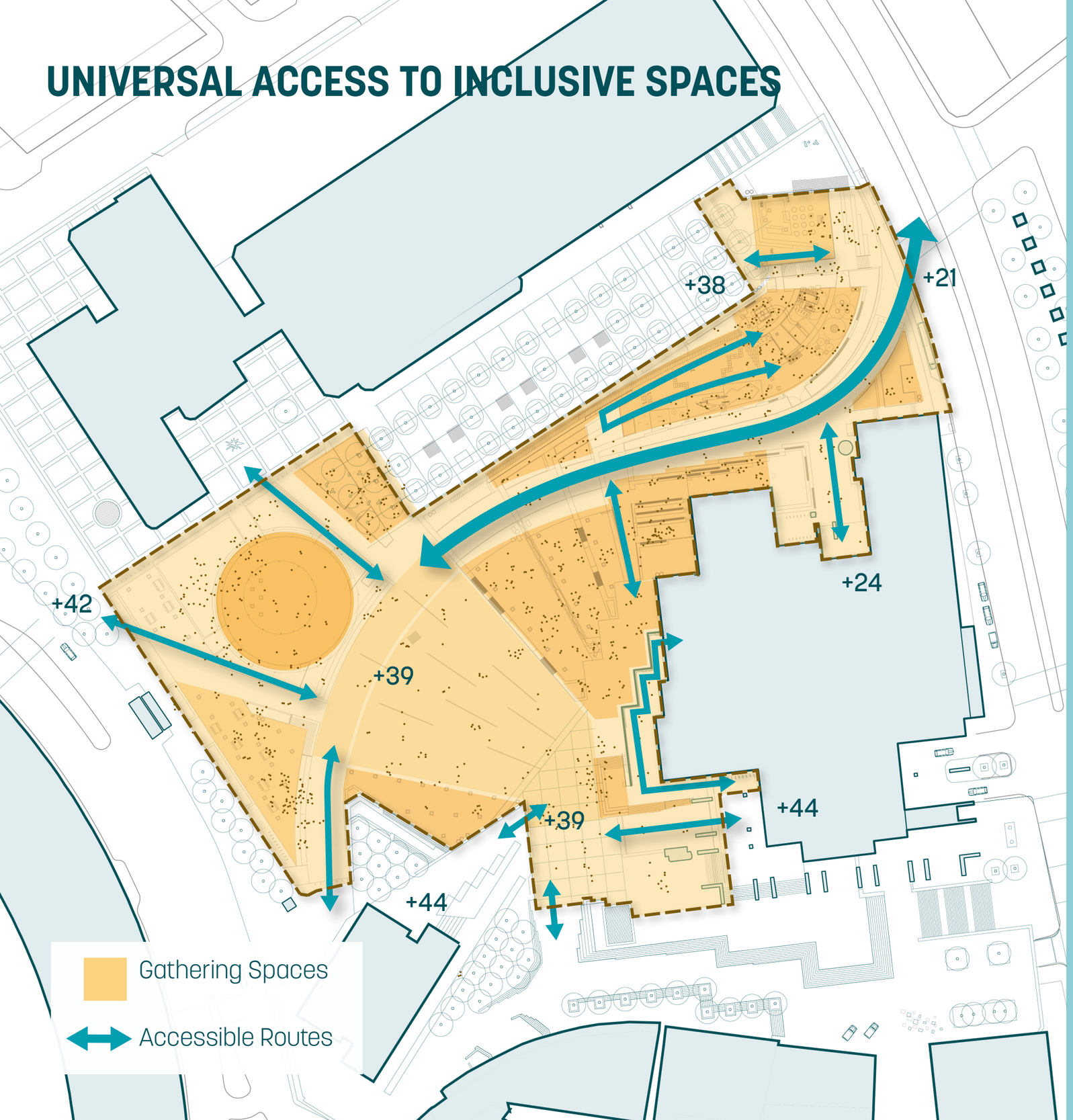

100%

of plaza spaces and building entries universally accessible

+ 1 newly re-opened public entry to the building

+3K

new places to sit throughout the plaza

12K

square feet of destination adventure playscape

11K

square feet of terraces for pop-up play and interactive public art

WELCOMING GATEWAYS TO AN INCLUSIVE PLAZA

(View from Congress Street)

WELCOMING GATEWAYS TO AN INCLUSIVE PLA

(View from Cambridge Street)

UNIVERSALLY ACCESSIBLE ROUTES TO COMFORTABLE PLACES

(View down Hanover Promenade)

BOSTON'S MOST ICONIC AND FLEXIBLE EVENT VENUE

(Winter view across Main Plaza)

BOSTON'S CIVIC PAVILION

(View at Congress Street)

Landmarks Commission Review

Main Entry and Ramp Improvements

North Entry Improvements

Wall Features

BLC Oversight Areas

3
Feature walls

Key views of west facade

2
Improvements to north entry

1
Improvements to main entry, speakers corner and ramp to terrace

0 50 100 150’

EXISTING MAIN ENTRY AND RAMP AT WEST FACADE

(View from MBTA Headhouse)

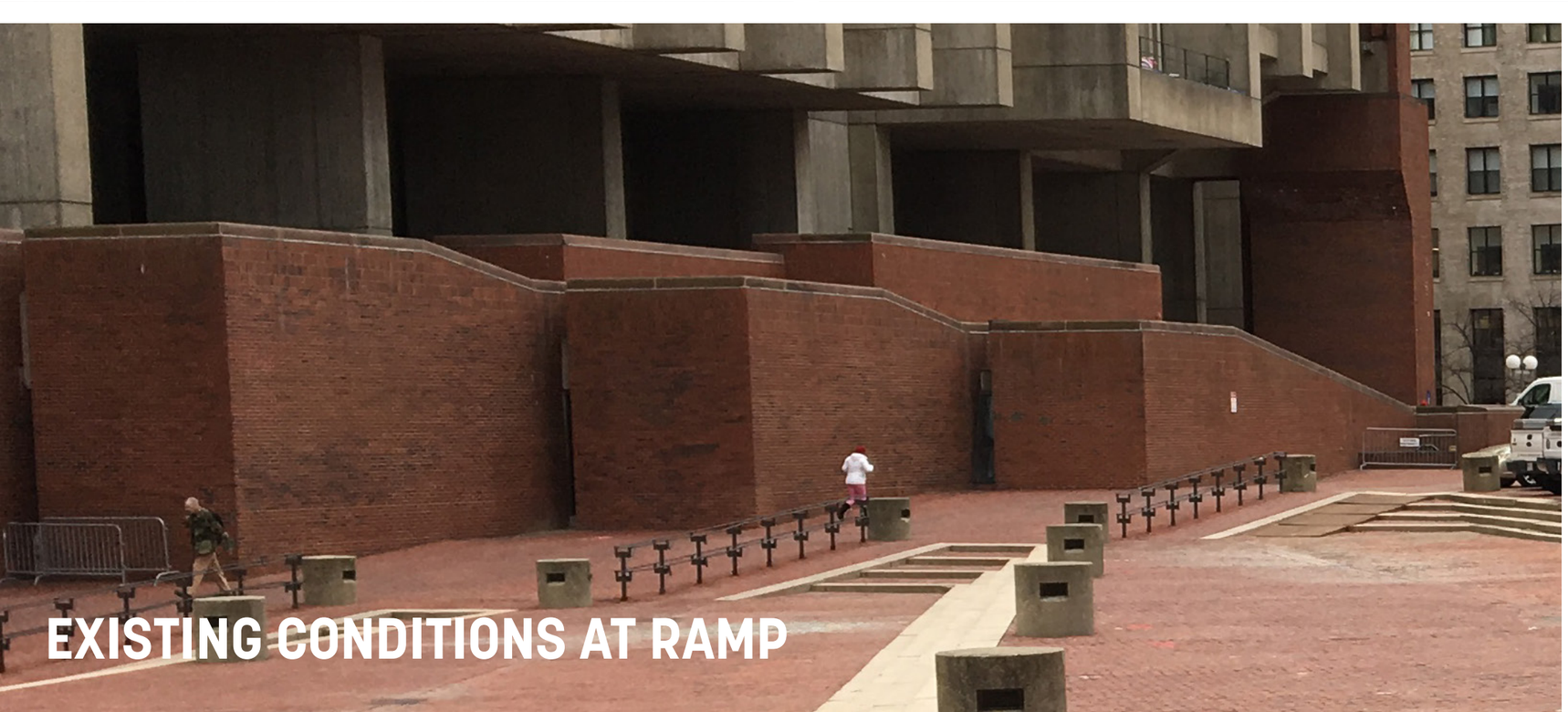

EXISTING CONDITIONS AT RAMP

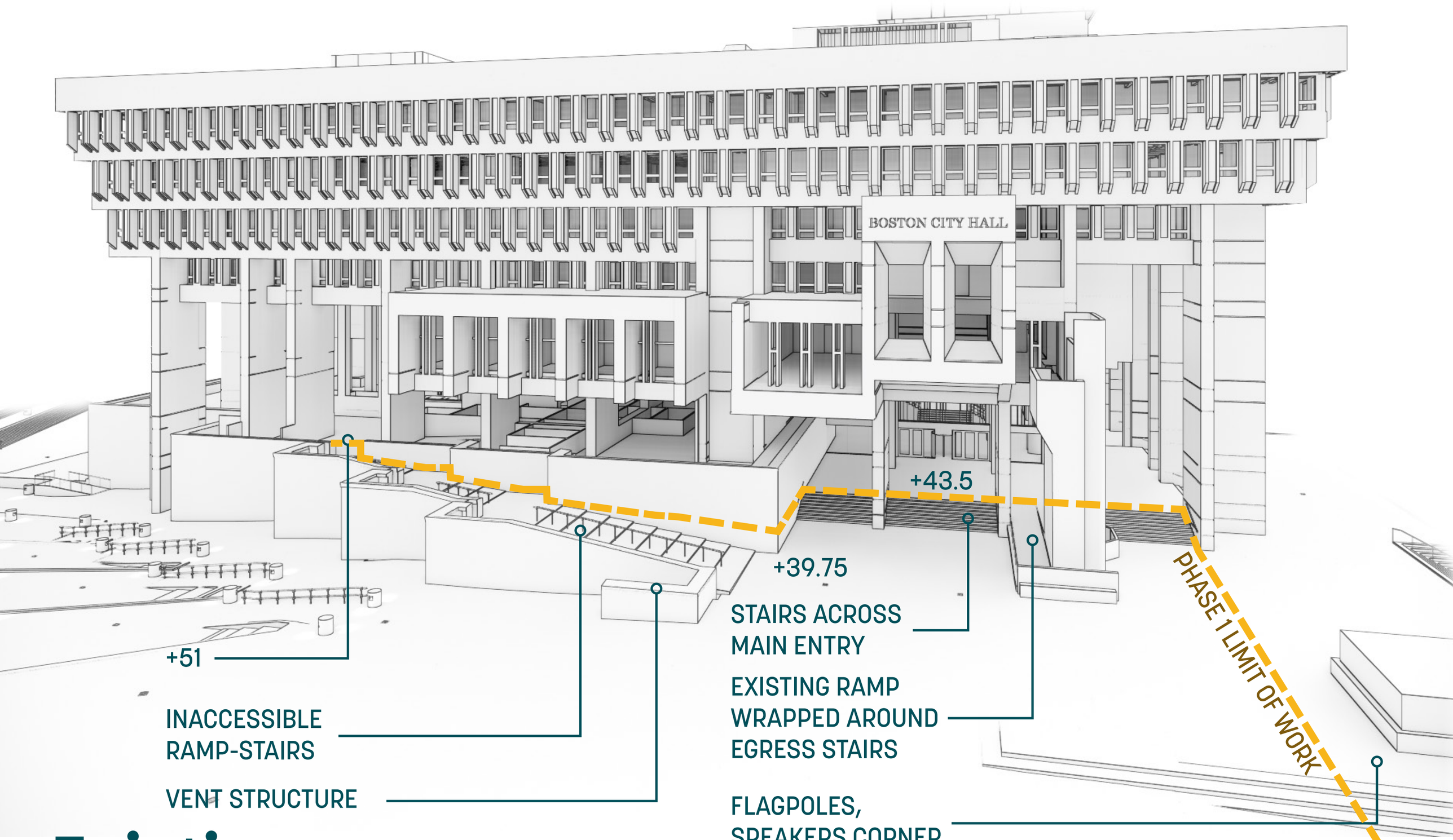
BOSTON CITY HALL
+51
+39.75
+43.5
INACCESSIBLE
RAMP-STAIRS
VENT STRUCTURE
STAIRS ACROSS
MAIN ENTRY
EXISTING RAMP
WRAPPED AROUND
EGRESS STAIRS
FLAGPOLES,
SPEAKERS CORNER
PHASE 1 LIMIT OF WORK

Existing

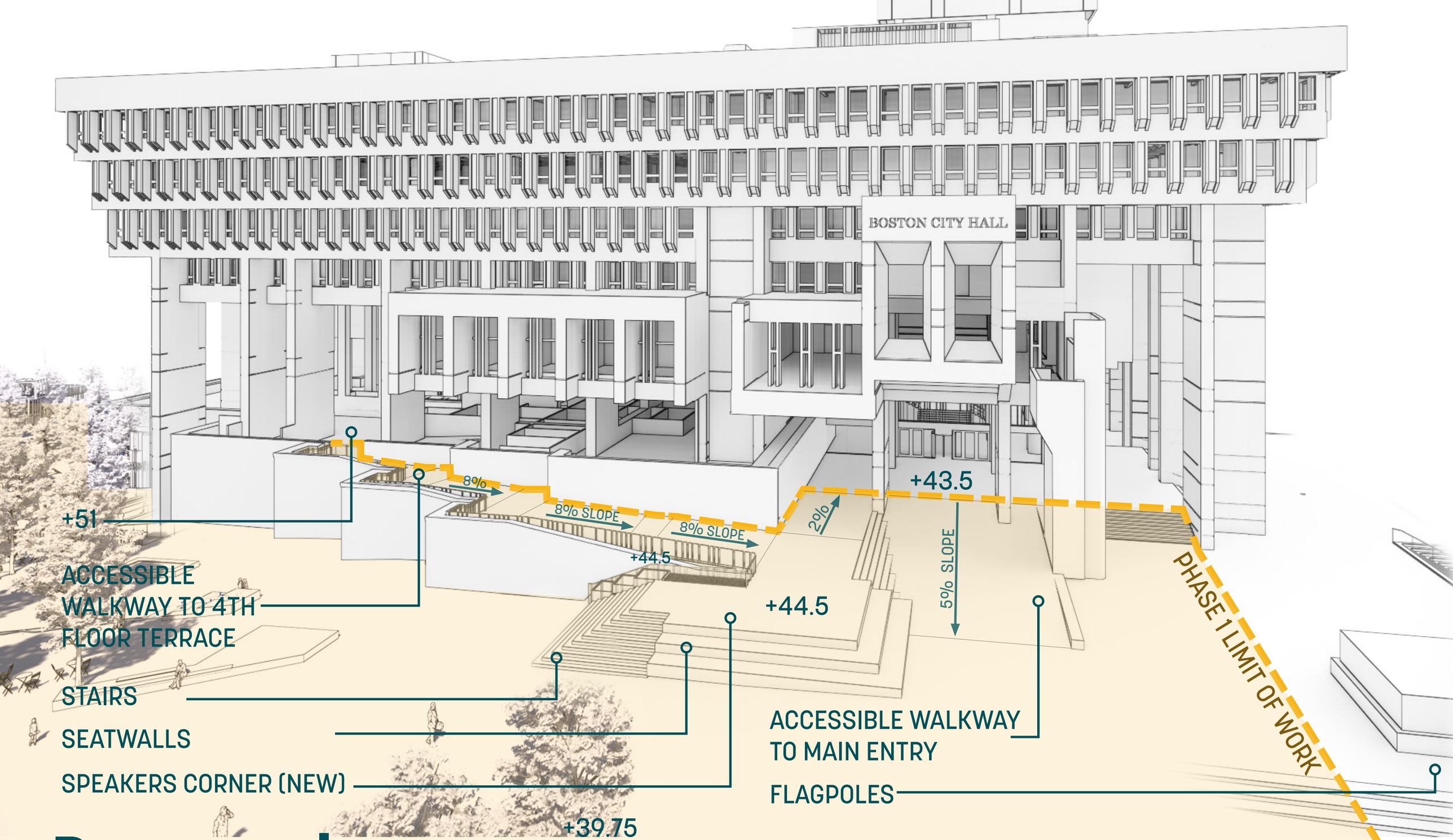
BOSTON CITY HALL
+51
ACCESSIBLE WALKWAY TO 4TH FLOOR TERRACE
STAIRS
SEATWALLS
SPEAKERS CORNER (NEW)
+39.75
8%
8% SLOPE
8% SLOPE
+44.5
2%
+43.5
5% SLOPE
+44.5
ACCESSIBLE WALKWAY TO MAIN ENTRY
FLAGPOLES
PHASE 1 LIMIT OF WORK

Proposed

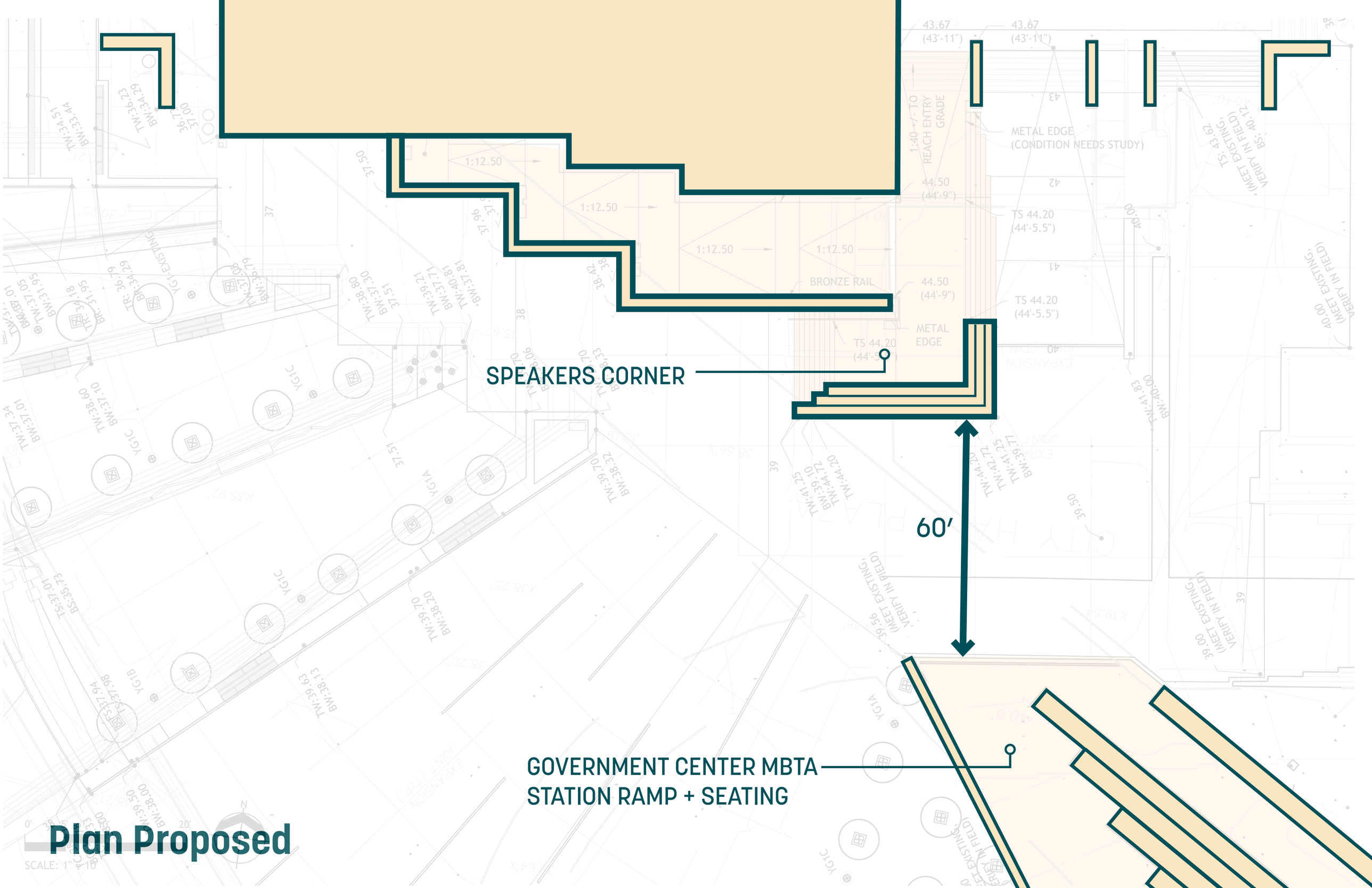

Plan Proposed

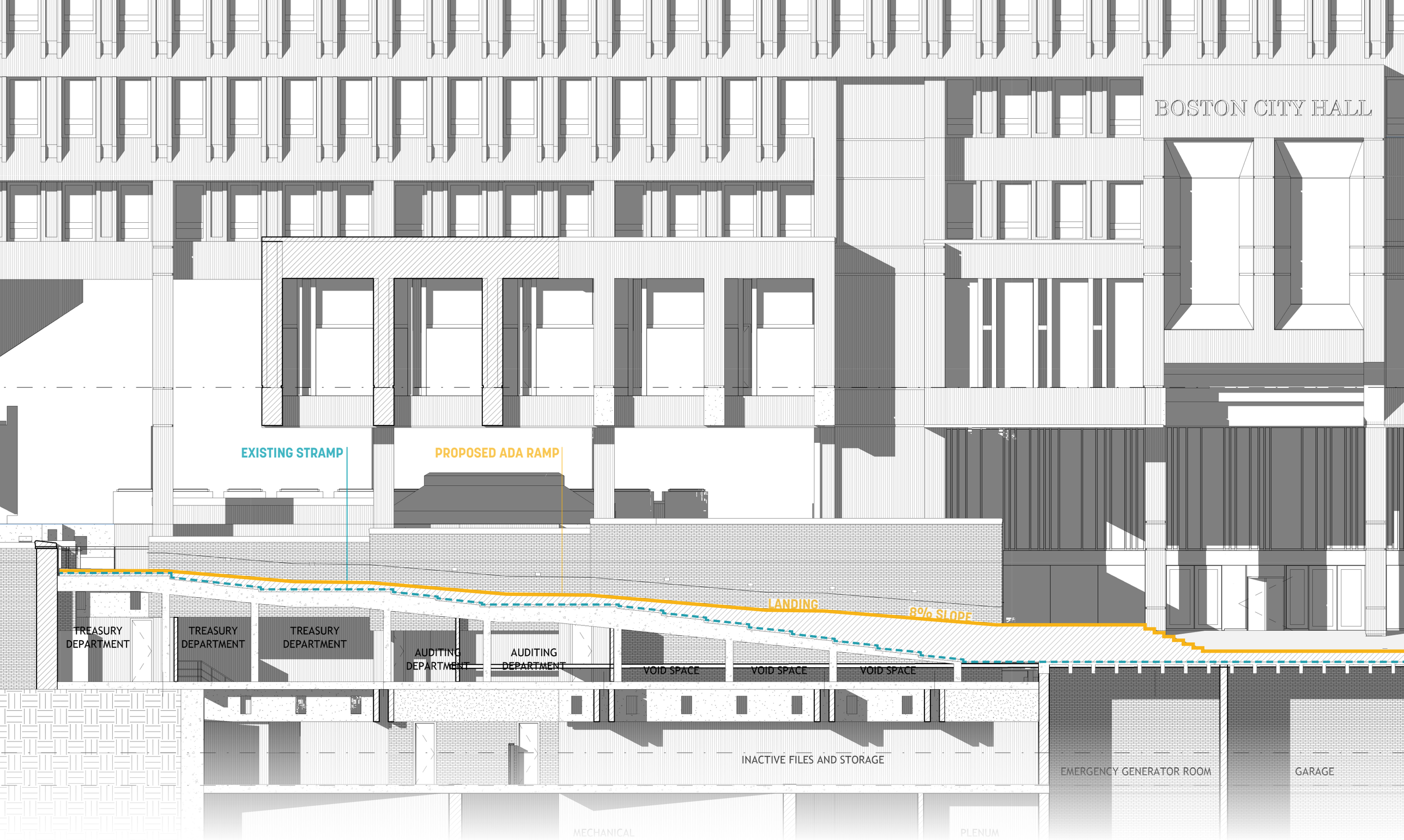

Section Proposed

BCH MOTIFS | BRONZE

Rhythm

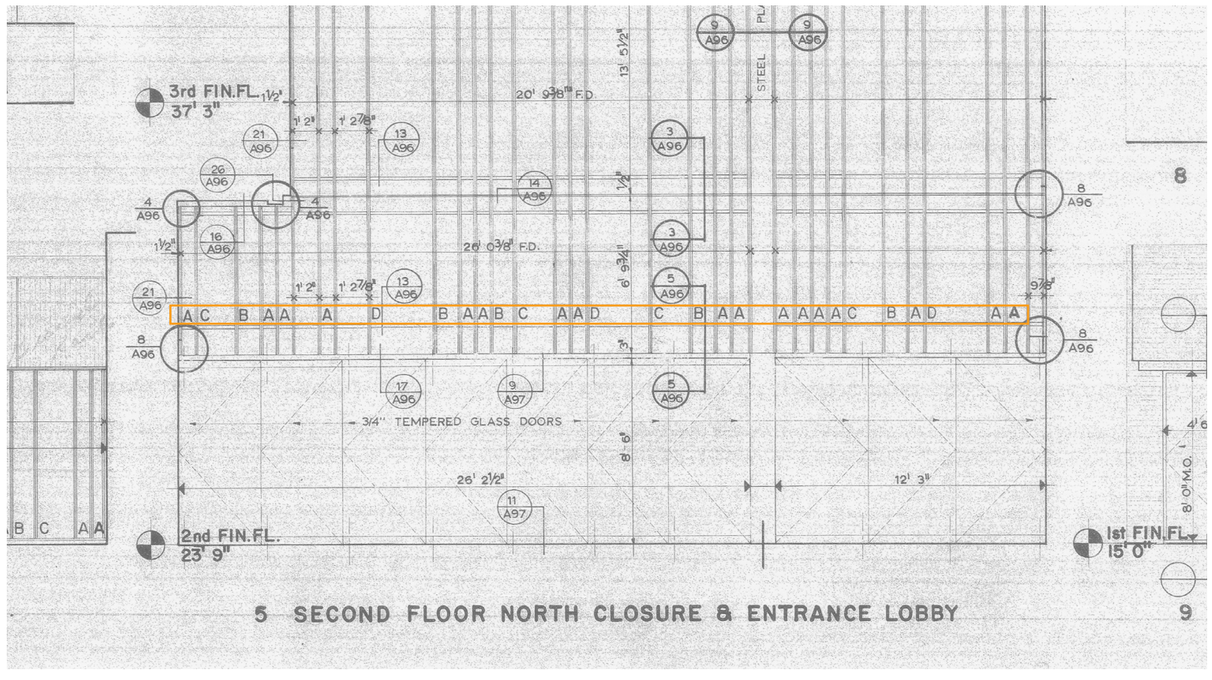

Materiality

Concept:

-use rythms from the existing building in a new and different way

-use materials from the existing building in a new a different way

-this allow us to be sympathic to the existing architecture while creating additions that are new are distinctly different

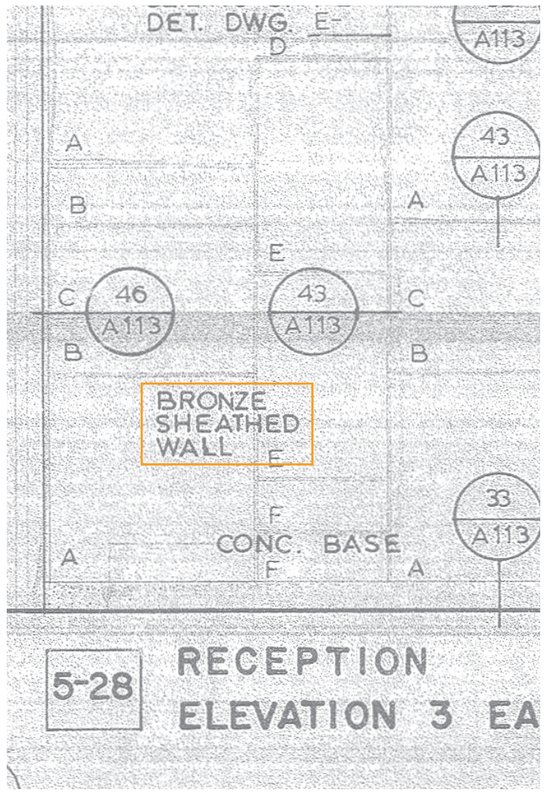

KEYNOTE LIST

Key Value	Keynote Text
0242S1	REMOVE AND SALVAGE ITEM(S) OF TYPE NOTED. ITEM(S) IS TO BE STORED AND REINSTALLED AT NEW LOCATION AS INDICATED.
0573G1	DECORATIVE GUARDRAILS: TYPE 1, BRONZE, SEE ___/___

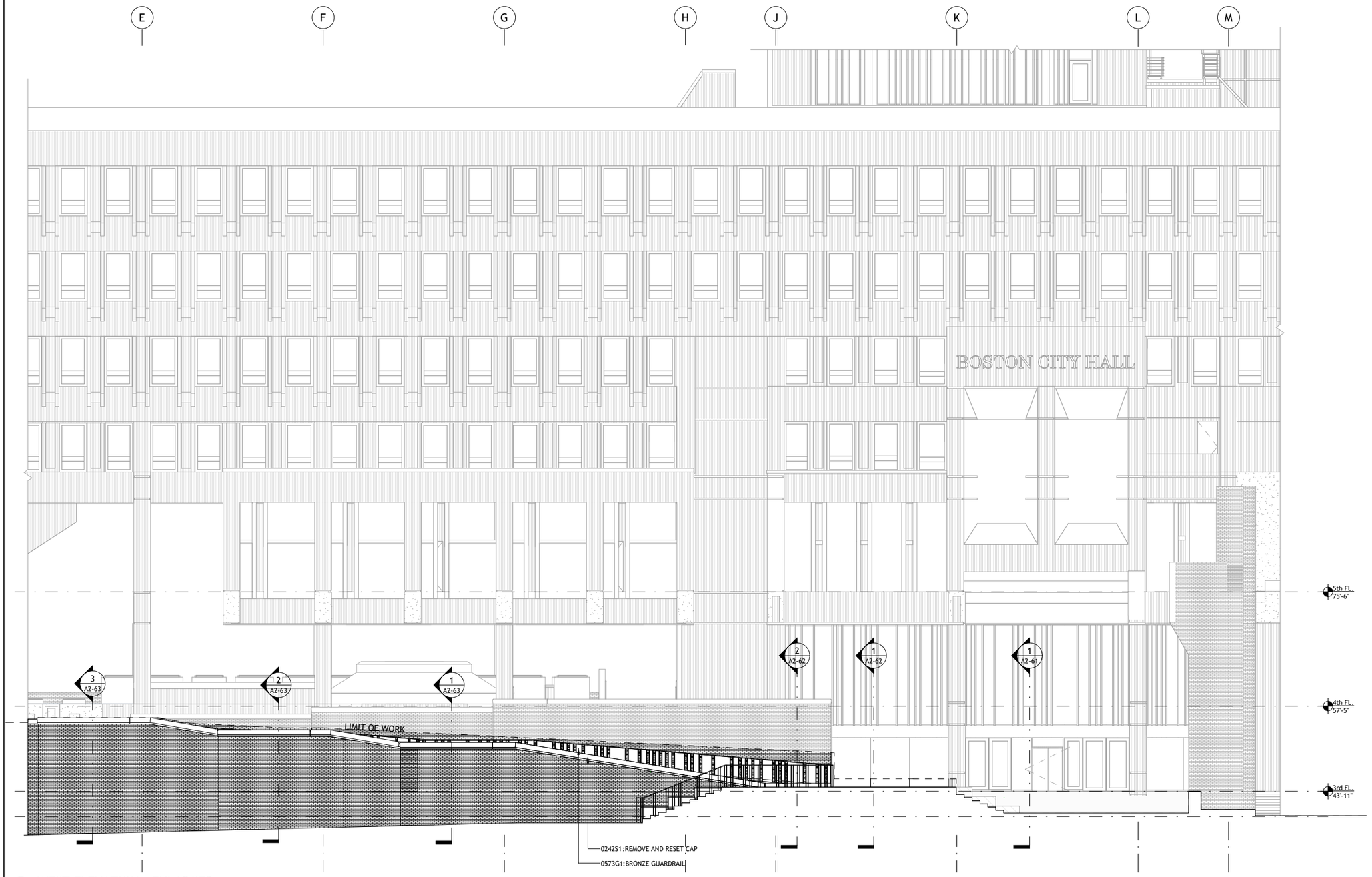

1 WEST ELEVATION - ENLARGED
1/8" = 1'-0"

Project Directory:

1/13/2020 4:59:49 PM

SASAKI
64 PLEASANT STREET WATERTOWN MA 02472 USA
P 617 926 3300 F 617 924 2748 W SASAKI.COM

CONSULTANTS LOGO HERE

NOT FOR CONSTRUCTION
60% CONSTRUCTION DOCUMENTS
FOR PRICING ONLY

No.	Description	Date

DWG ISSUE & REVISION HISTORY

Stamp

Key Plan

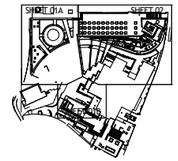

Project Title:

Boston City Hall & Plaza

City of Boston
One City Hall Square
Boston, MA 02201

Drawing Title:

WEST RAMP + TERRACE - ELEVATIONS

Project No: 85080 Scale: 1/8" = 1'-0"
Drawn By: Jared Barnett - Felipe Palacio
Checked By: Nat Crosby
Approved By: Approver
Date: 09/26/19

Drawing No.

A2-41

KEYNOTE LIST	
Key Value	Keynote Text
0573G1	DECORATIVE GUARDRAILS: TYPE 1, BRONZE, SEE ___/___

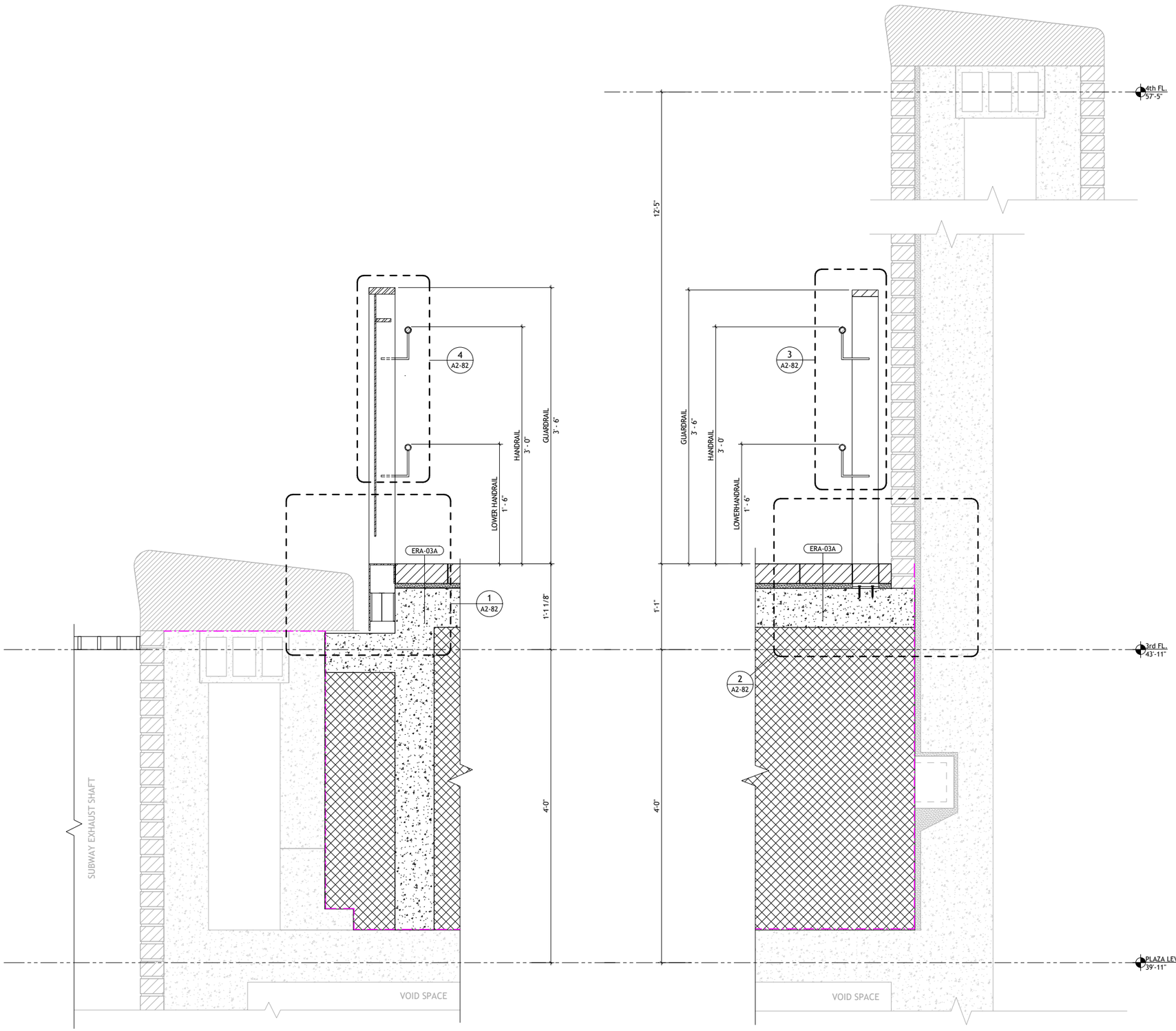

1 4TH FLOOR TERRACE RAMP SECTION 1A
1 1/2" = 1'-0"

2 4th Floor Terrace Ramp Wall Section 2 A
1 1/2" = 1'-0"

SASAKI
64 PLEASANT STREET WATERTOWN MA 02472 USA
P 617 926 3300 F 617 924 2748 W SASAKI.COM

NOT FOR CONSTRUCTION
60% CONSTRUCTION DOCUMENTS
FOR PRICING ONLY

No.	Description	Date
DWG ISSUE & REVISION HISTORY		

Stamp

Key Plan

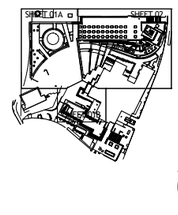

Project Title:
Boston City Hall & Plaza

City of Boston
One City Hall Square
Boston, MA 02201

Drawing Title:
WEST RAMP + TERRACE - WALL SECTIONS

Project No: **85080**
Drawn By: **Author**
Checked By: **Checker**
Approved By: **Approver**
Date: **01/08/20**
Scale: **1 1/2" = 1'-0"**

Drawing No.
A2-73

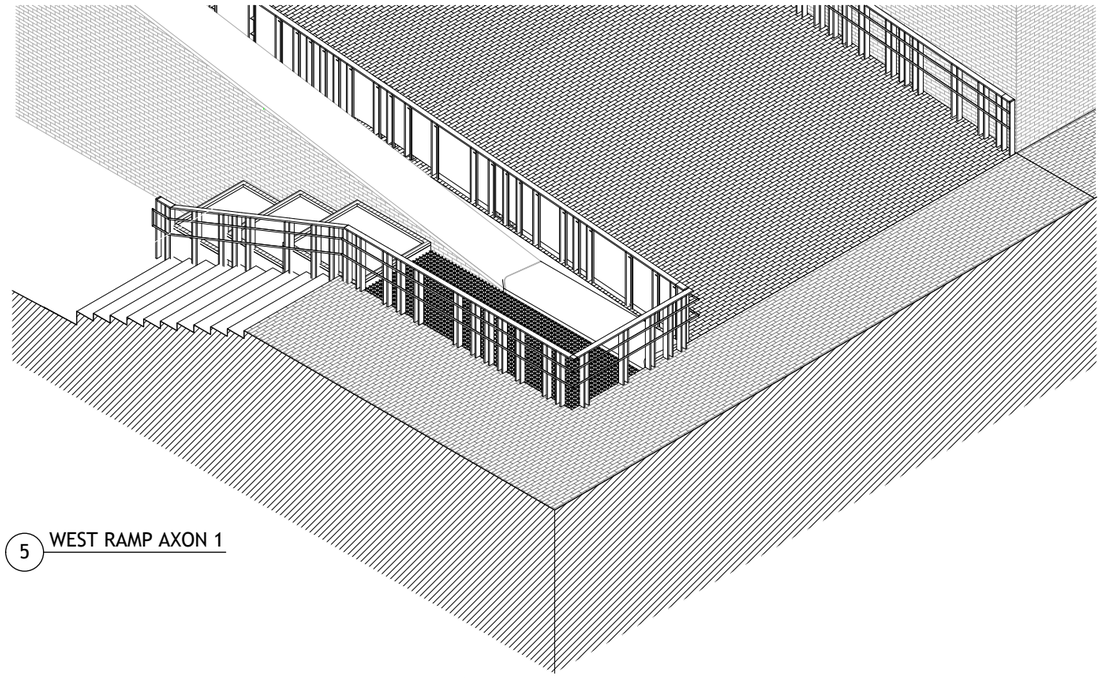

5 WEST RAMP AXON 1

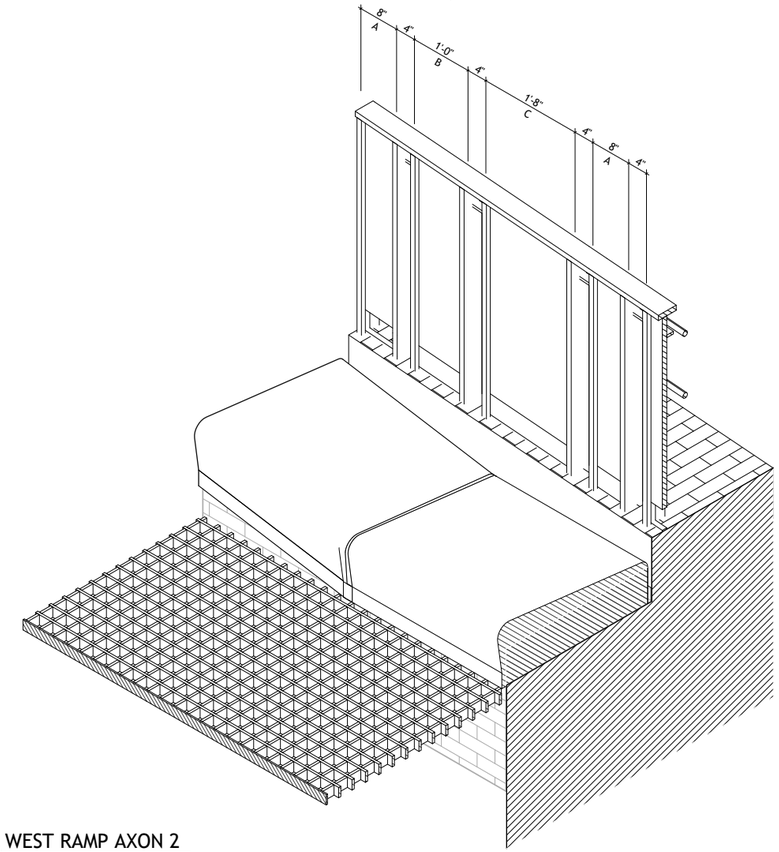

8 WEST RAMP AXON 2

KEYNOTE LIST

Key Value	Keynote Text
0573G1	DECORATIVE GUARDRAILS: TYPE 1, BRONZE, SEE ___/___
0573G2	DECORATIVE GUARDRAILS: TYPE 2, SEE ___/___

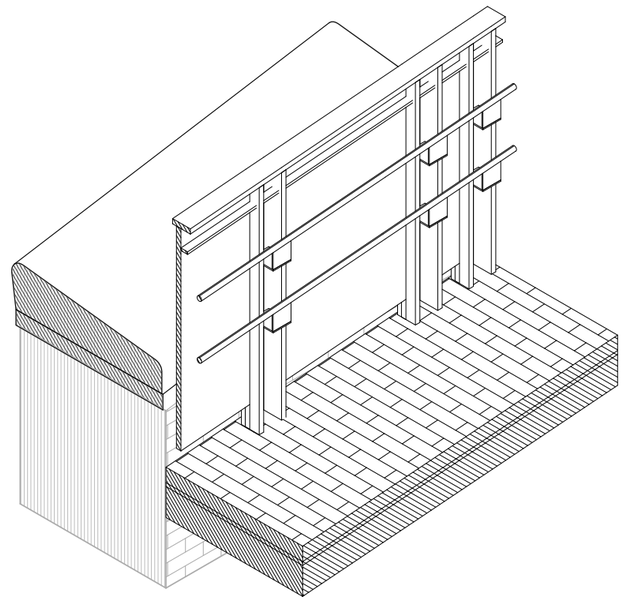

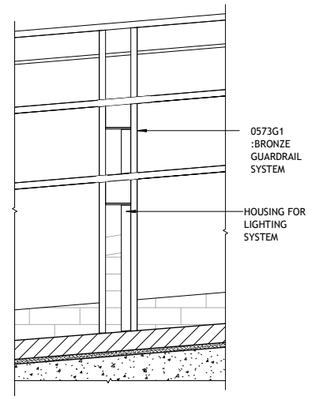

1 GUARDRAIL TYPE 1

:BRONZE GUARDRAIL

:STIFFENER

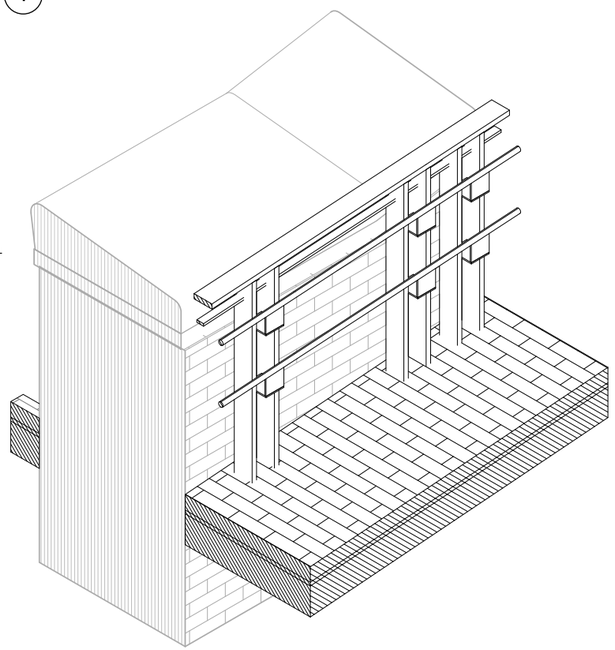

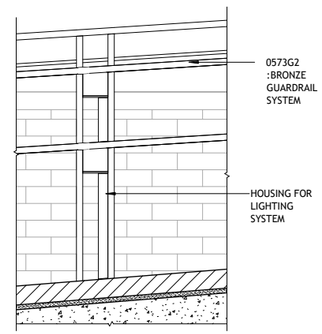

2 GUARDRAIL TYPE 2

SASAKI
64 PLEASANT STREET WATERTOWN MA 02472 USA
P 617 926 3300 F 617 924 2748 W SASAKI.COM

NOT FOR CONSTRUCTION
60% CONSTRUCTION DOCUMENTS
FOR PRICING ONLY

No.	Description	Date

DWG ISSUE & REVISION HISTORY

Stamp

Key Plan

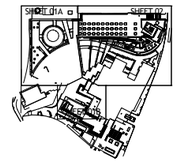

Project Title:

Boston City Hall & Plaza

City of Boston
One City Hall Square
Boston, MA 02201

Drawing Title:

WEST RAMP + TERRACE - SECTIONS AXONS

Project No: **85080** Scale: **As indicated**
Drawn By: **Jared Barnett - Felipe Palacio**
Checked By: **Nat Crosby**
Approved By: **Approver**
Date: **09/26/19**

Drawing No.

A2-71

KEYNOTE LIST

Key Value	Keynote Text
0242S1	REMOVE AND SALVAGE ITEM(S) OF TYPE NOTED. ITEM(S) IS TO BE STORED AND REINSTALLED AT NEW LOCATION AS INDICATED.
0330C	CAST-IN-PLACE CONCRETE (SEE STRUCTURAL DRAWINGS)
0330EX	EXISTING CAST-IN-PLACE CONCRETE
0421B	BRICK
0421EX	EXISTING BRICK
0551H1	HANDRAILS: TYPE 1, SEE ___/___
0558	METAL FABRICATION
0573A	DECORATIVE METAL STAIRS & RAILINGS: ACCESSORY / ANCHOR / SUBFRAMING
0573C	DECORATIVE RAILING SYSTEM, CAP RAIL
0573G1	DECORATIVE GUARDRAILS: TYPE 1, BRONZE, SEE ___/___
0710D	HOT-APPLIED WATERPROOFING, DRAINAGE PANEL
0713C	WATERPROOFING SYSTEM: SELF-ADHERING SHEET
2650L	LIGHTING SYSTEM - REFER TO E DRAWINGS
3100F	GEOFOAM

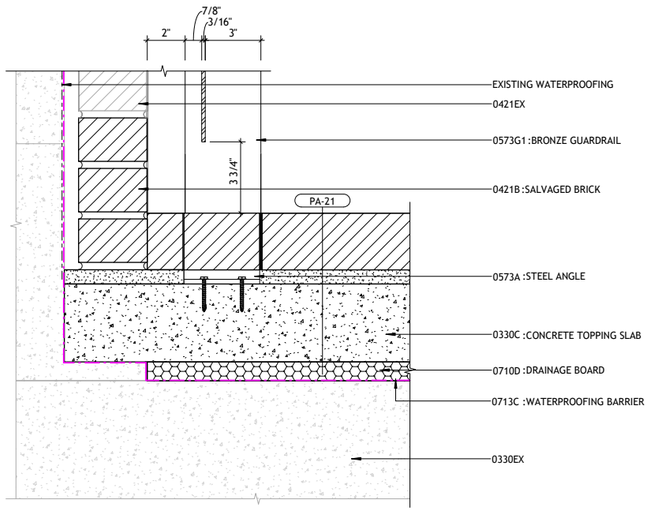

6 Section @ F1 @ Landing - Callout 1 - Callout 1

3" = 1'-0"

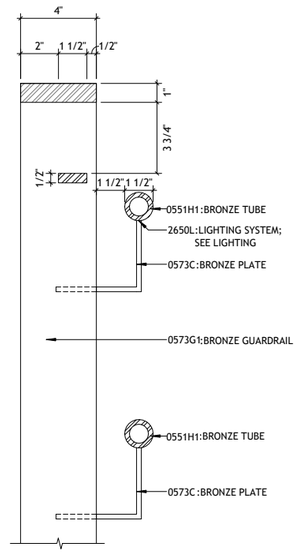

GENERAL NOTE:
1. ALL CONNECTIONS TO BE FILLET WELDED GROUND SMOOTH

7 SECTION DETAIL - GUARDRAIL TYPE 2

3" = 1'-0"

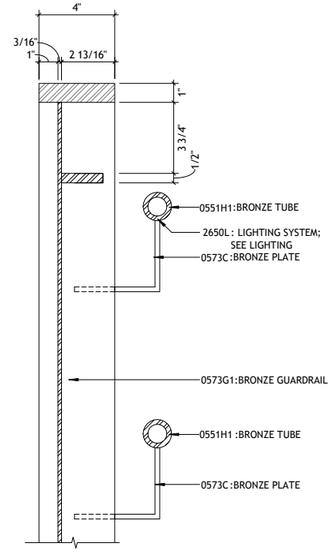

GENERAL NOTE:
1. ALL CONNECTIONS TO BE FILLET WELDED GROUND SMOOTH

4 SECTION DETAIL - GUARDRAIL TYPE 1

3" = 1'-0"

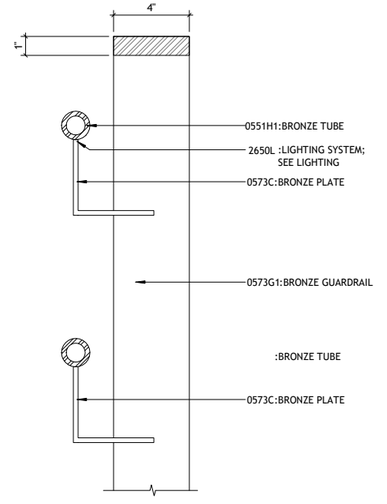

GENERAL NOTE:
1. ALL CONNECTIONS TO BE FILLET WELDED GROUND SMOOTH

3 SECTION DETAIL - GUARDAIL TYPE 3

3" = 1'-0"

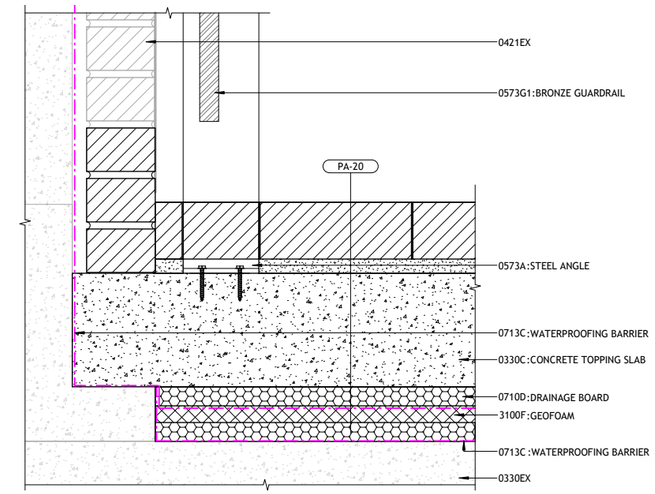

5 Section @ G1 @ Landing - Callout 2 - Callout 1

3" = 1'-0"

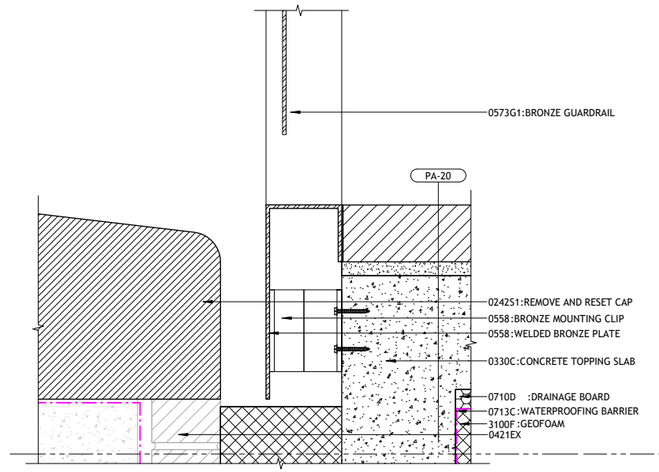

1 4TH FLOOR TERRACE RAMP SECTION 1A - Callout 1

3" = 1'-0"

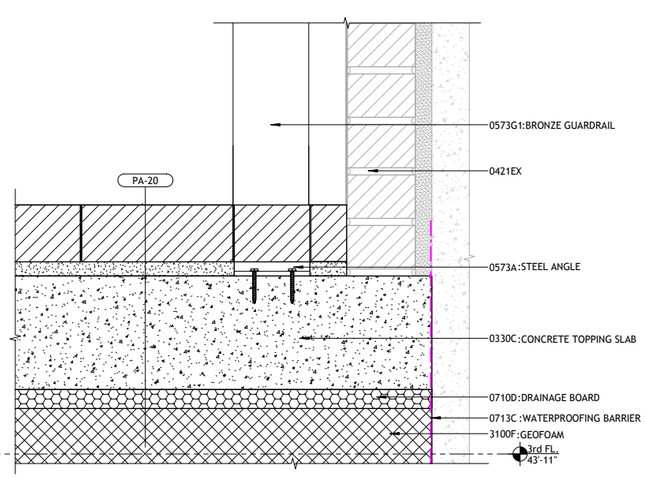

2 4th Floor Terrace Ramp Wall Section 2 A - Callout 1

3" = 1'-0"

SASAKI
64 PLEASANT STREET WATERTOWN MA 02472 USA
P 617 926 3300 F 617 924 2748 W SASAKI.COM

NOT FOR CONSTRUCTION
60% CONSTRUCTION DOCUMENTS
FOR PRICING ONLY

No.	Description	Date

DWG ISSUE & REVISION HISTORY

Stamp

Key Plan

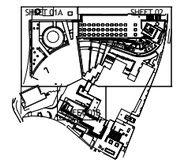

Project Title:

Boston City Hall & Plaza

City of Boston
One City Hall Square
Boston, MA 02201

Drawing Title:

WEST RAMP + TERRACE - DETAILS

Project No: **85080** Scale: **3" = 1'-0"**
Drawn By: **Author**
Checked By: **Checker**
Approved By: **Approver**
Date: **01/11/20**

Drawing No.

A2-82

KEYNOTE LIST	
Key Value	Keynote Text

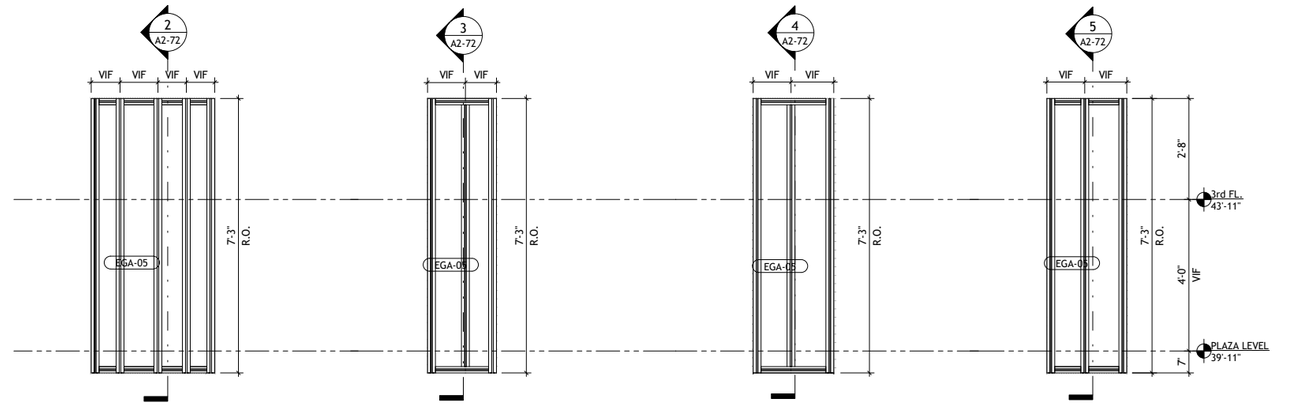

3 WEST RAMP - GLAZING ELV. 1
1/2" = 1'-0"

2 WEST RAMP - GLAZING ELV. 2
1/2" = 1'-0"

4 WEST RAMP - GLAZING ELV. 3
1/2" = 1'-0"

5 WEST RAMP - GLAZING ELV. 4
1/2" = 1'-0"

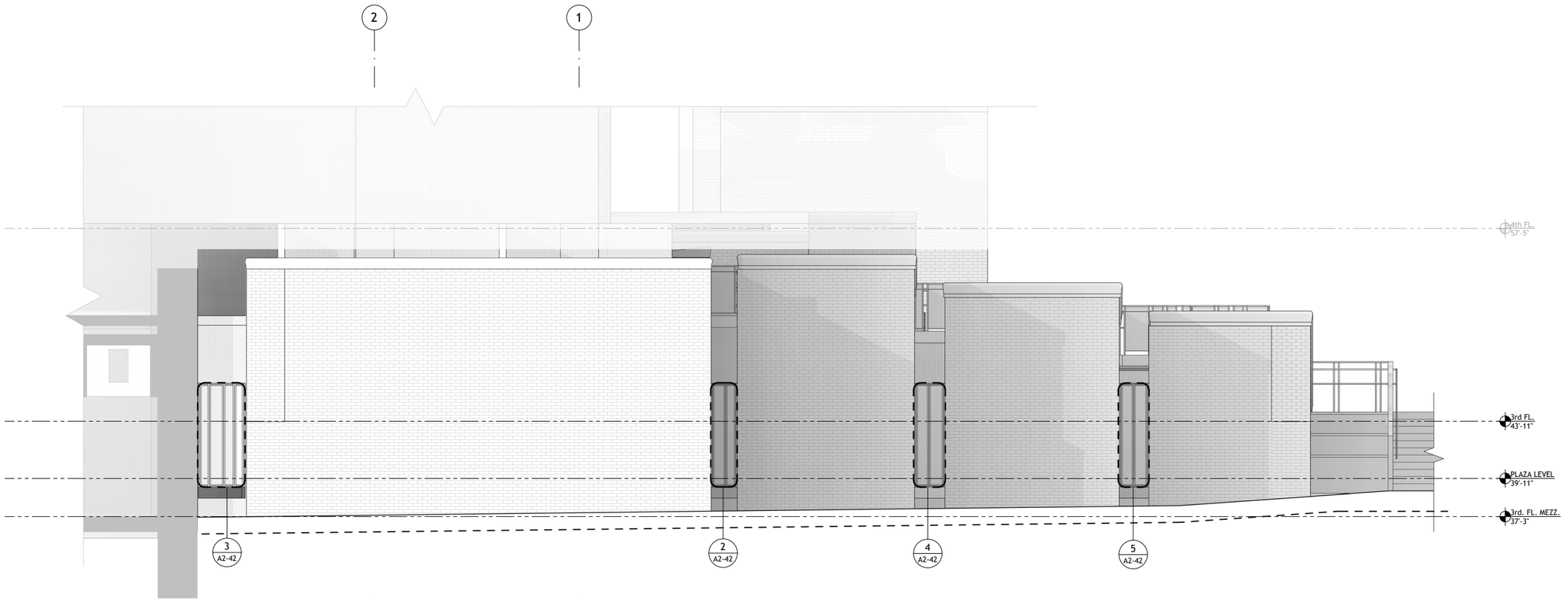

1 WEST RAMP - NORTH ELEVATION
1/4" = 1'-0"

Project Directory:

1/20/2020 4:06:07 PM

SASAKI
64 PLEASANT STREET WATERTOWN MA 02472 USA
P 617 926 3300 F 617 924 2748 W SASAKI.COM

NOT FOR CONSTRUCTION
60% CONSTRUCTION DOCUMENTS
FOR PRICING ONLY

No.	Description	Date

DWG ISSUE & REVISION HISTORY

Stamp

Key Plan

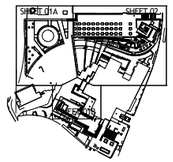

Project Title:

Boston City Hall & Plaza

City of Boston
One City Hall Square
Boston, MA 02201

Drawing Title:

WEST RAMP + TERRACE - ELEVATIONS

APPROXIMATE
~~EXISTING~~ GRAD

Project No: **85080**
Drawn By: **Author**
Checked By: **Checker**
Approved By: **Approver**
Date: **01/17/20**
Scale: **As indicated**

Drawing No.

A2-42

KEYNOTE LIST	
Key Value	Keynote Text

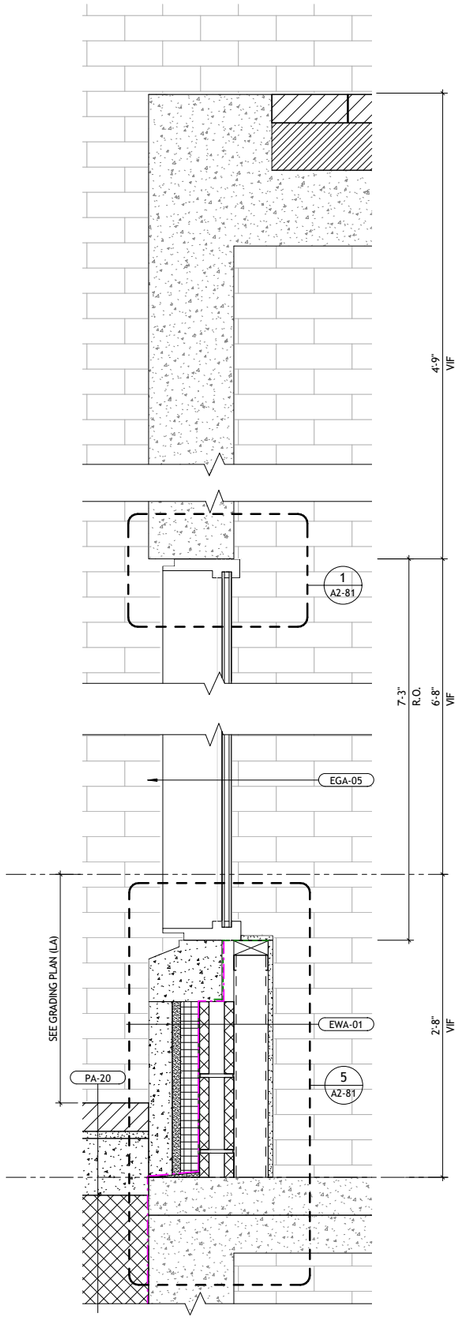

2 Wall Section @ 2C @ WINDOW
1 1/2" = 1'-0"

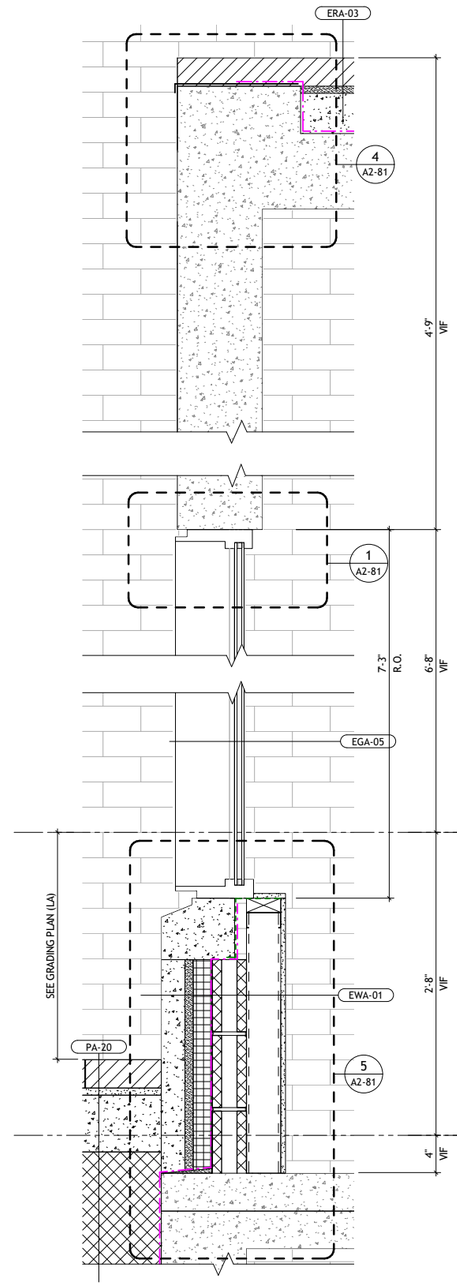

3 WALL SECTION @ E1 @ WINDOW
1 1/2" = 1'-0"

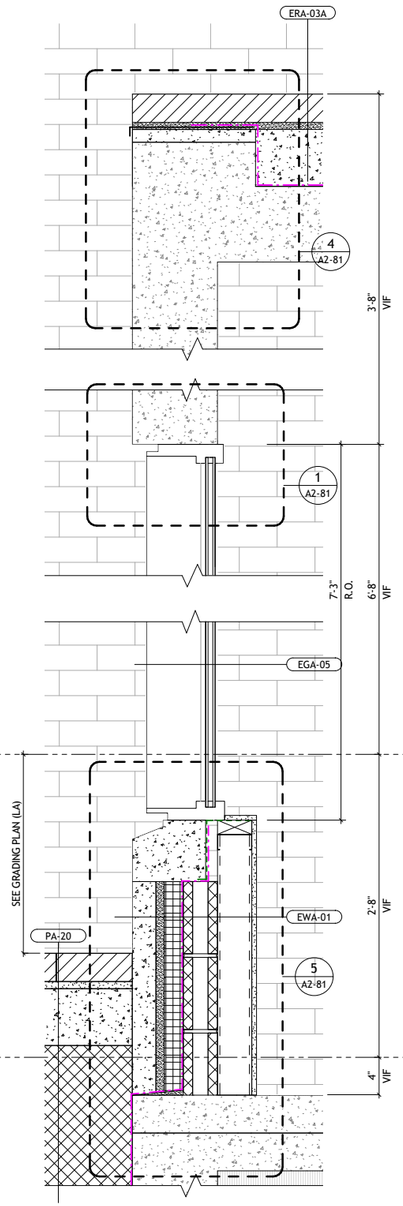

4 WALL SECTION @ F1 @ WINDOW
1 1/2" = 1'-0"

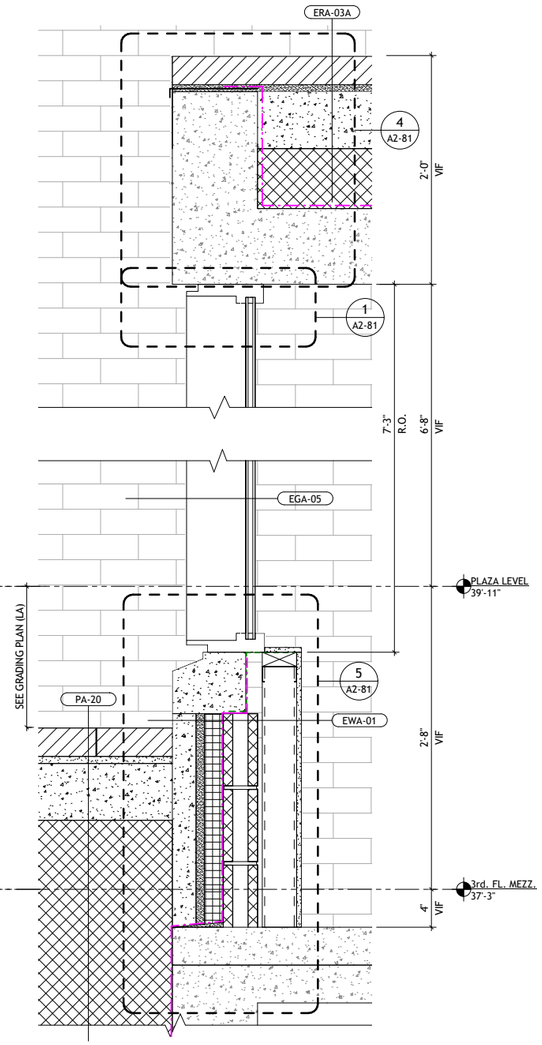

5 WALL SECTION @ G1 @ WINDOW
1 1/2" = 1'-0"

SASAKI
64 PLEASANT STREET WATERTOWN MA 02472 USA
P 617 926 3300 F 617 924 2748 W SASAKI.COM

NOT FOR CONSTRUCTION
60% CONSTRUCTION DOCUMENTS
FOR PRICING ONLY

No.	Description	Date

DWG ISSUE & REVISION HISTORY

Stamp

Key Plan

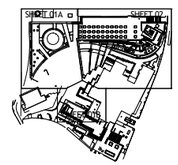

Project Title:

Boston City Hall & Plaza

City of Boston
One City Hall Square
Boston, MA 02201

Drawing Title:

WEST RAMP + TERRACE - WALL SECTIONS

Project No: **85080**
Drawn By: **Author**
Checked By: **Checker**
Approved By: **Approver**
Date: **12/17/19**
Scale: **1 1/2" = 1'-0"**

Drawing No.

A2-72

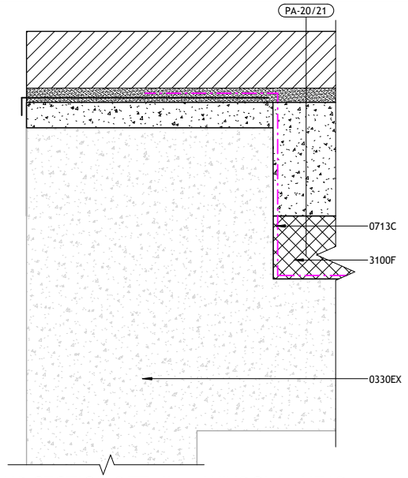

4 WEST RAMP SECTION DETAIL @ WINDOW - HEAD
3" = 1'-0"

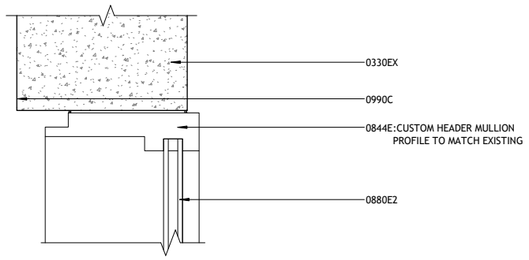

1 SECTION DETAIL @ WINDOW - HEAD
3" = 1'-0"

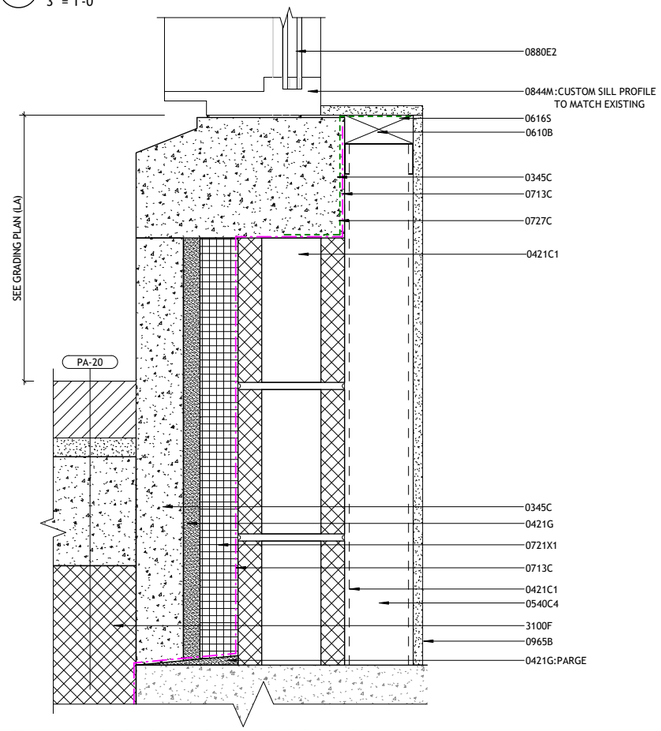

5 WALL SECTION @ G1 @ WINDOW - SILL
3" = 1'-0"

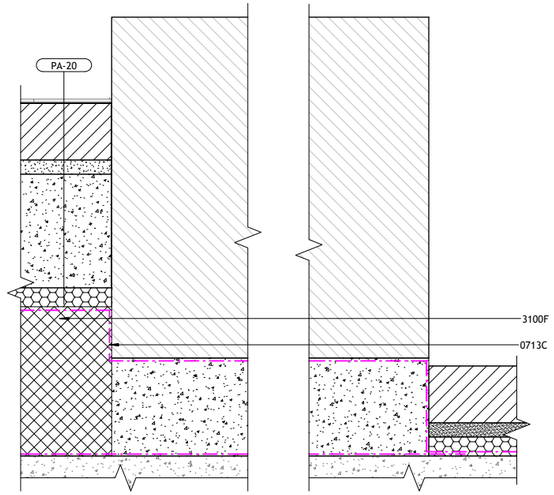

6 WALL SECTION @ M1 @ ENTRY RAMP EDGE - SEAT WALL DETAIL
3" = 1'-0"

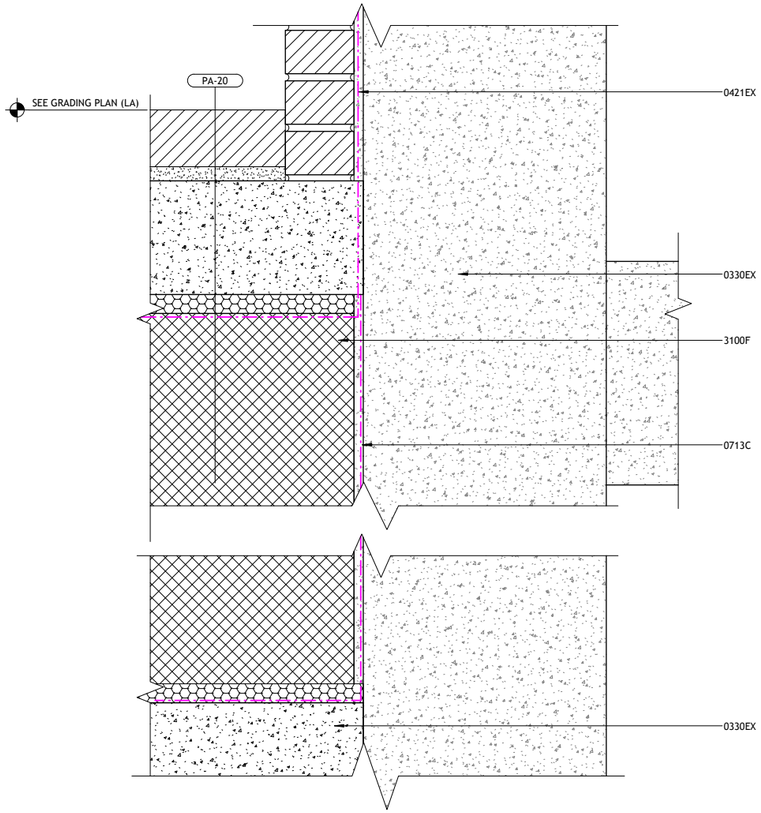

2 WALL SECTION @ 1C @ WALL TYPICAL - 1
3" = 1'-0"

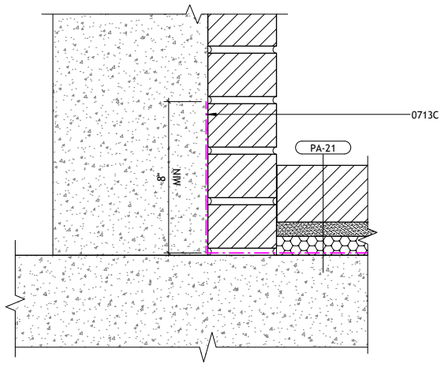

3 SECTION @ M1 @ ENTRY STRAIR TOWER - TYPICAL DETAIL
3" = 1'-0"

KEYNOTE LIST

Key Value	Keynote Text
0330EX	EXISTING CAST-IN-PLACE CONCRETE
0345C	ARCHITECTURAL PRECAST CONCRETE
0421C1	CONCRETE MASONRY UNIT, NORMAL WEIGHT
0421EX	EXISTING BRICK
0421G	UNIT MASONRY: GROUT / MORTAR: CUSTOM COLOR SELECTED BY ARCHITECT
0540C4	CFMF: 4-INCH, 16 GA. MIN. AT 16-INCH OC MAX.
0610B	BLOCKING / FRAMING, CONTINUOUS 2x6-INCH UNO; RIP TO FIT AS NEEDED
0616S	GYPSUM SHEATHING
0713C	WATERPROOFING SYSTEM: SELF-ADHERING SHEET
0721X1	RIGID INSULATION: TYPE A
0727C	AIR VAPOR WATER BARRIER: SELF-ADHERED SHEET MEMBRANE; SEE ___/___
0844E	CUSTOM EXTRUSION, PREFINISHED
0844M	TYPICAL CURTAIN WALL MULLION
0880E2	IGU, EXTERIOR: TYPE 2 - LOW-IRON, INSULATING WITH LOW-E COATING, TRIPLE-PANE [ORIENTATION: S & W]
0965B	RESILIENT BASE
0990C	CONCRETE SEALER
3100F	GEOFOAM

SASAKI
64 PLEASANT STREET WATERTOWN MA 02472 USA
P 617 926 3300 F 617 924 2748 W SASAKI.COM

NOT FOR CONSTRUCTION
60% CONSTRUCTION DOCUMENTS
FOR PRICING ONLY

No.	Description	Date

DWG ISSUE & REVISION HISTORY

Stamp

Key Plan

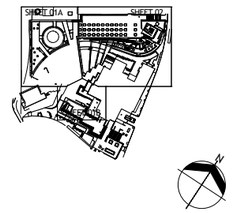

Project Title:
Boston City Hall & Plaza

City of Boston
One City Hall Square
Boston, MA 02201

Drawing Title:
WEST RAMP + TERRACE - DETAILS

Project No: **85080** Scale: **3" = 1'-0"**
Drawn By: **Author**
Checked By: **Checker**
Approved By: **Approver**
Date: **12/18/19**

Drawing No.
A2-81

A WELCOMING MAIN ENTRY AND SPEAKERS CORNER

(View of West Facade)

A FLEXIBLE SPEAKERS CORNER *(View of West Facade during speaking event)*

North Entry

ISSUES

- Closed September 2001
- Limited Security Options
- In-acceptable access to Level 2M by non-compliant ramp

GOALS

- Re-Open Entrance
- Fully Accessible with upgraded accessible ramp
- New security screening equipment and scanning devices
- Information + personnel turnstile entrance





EXISTING NORTH ENTRY

BUILDING ALTERATIONS

- Repair steel finish of existing curtainwall
- Demolish existing vestibule
- Regrade existing non-conforming ramp, and add handrails
- Replace high ceiling light fixtures

NORTH ENTRY - EXISTING FLOOR PLAN

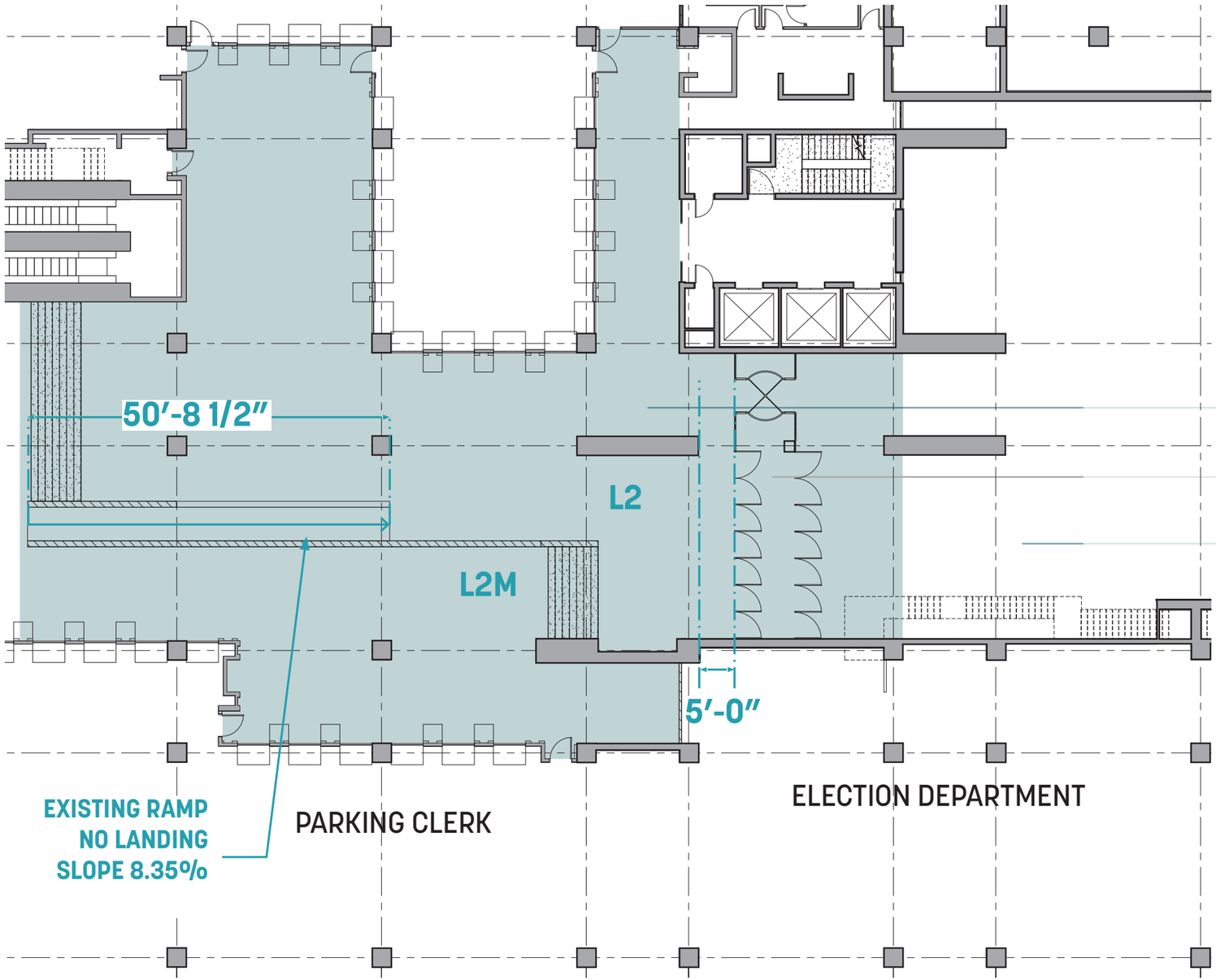

- A Directory/ Wayfinding
- B Staff Entry (Security Turnstiles)
- C Information Desk
- D Security Desk
- E Seating Bench

Quarry Tiles

Walk off Mat

City Hall Brick

NORTH ENTRY - REVISED FLOOR PLAN

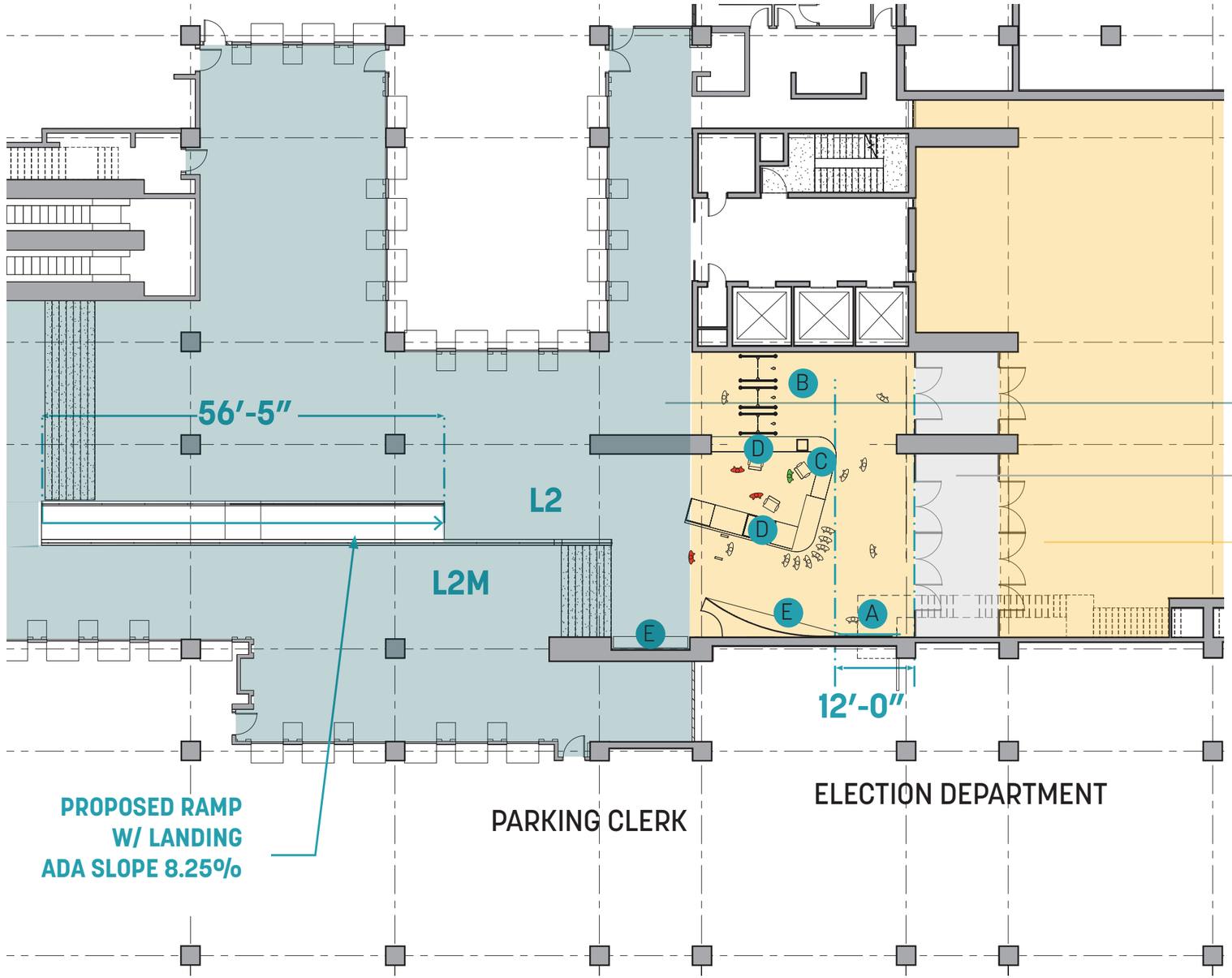

A Directory/ Wayfinding

B Staff Entry (Security Turnstiles)

C Information Desk

D Security Desk

E Seating Bench

Quarry Tiles

Walk off Mat

Wire Cut Brick

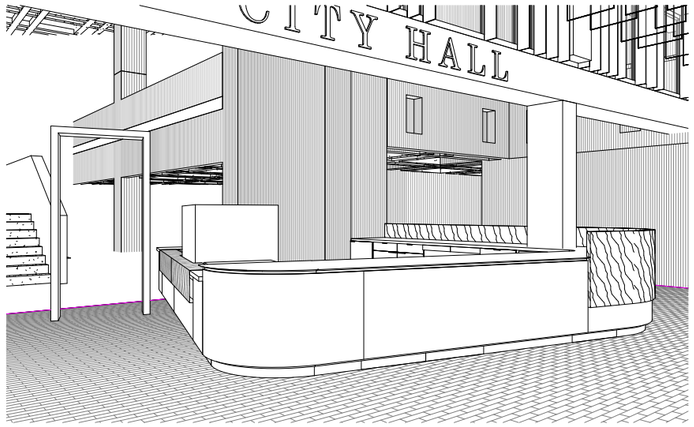

4 NORTH ENTRY - SECURITY DESK



3 NORTH ENTRY - SECURITY DESK VIEW 2

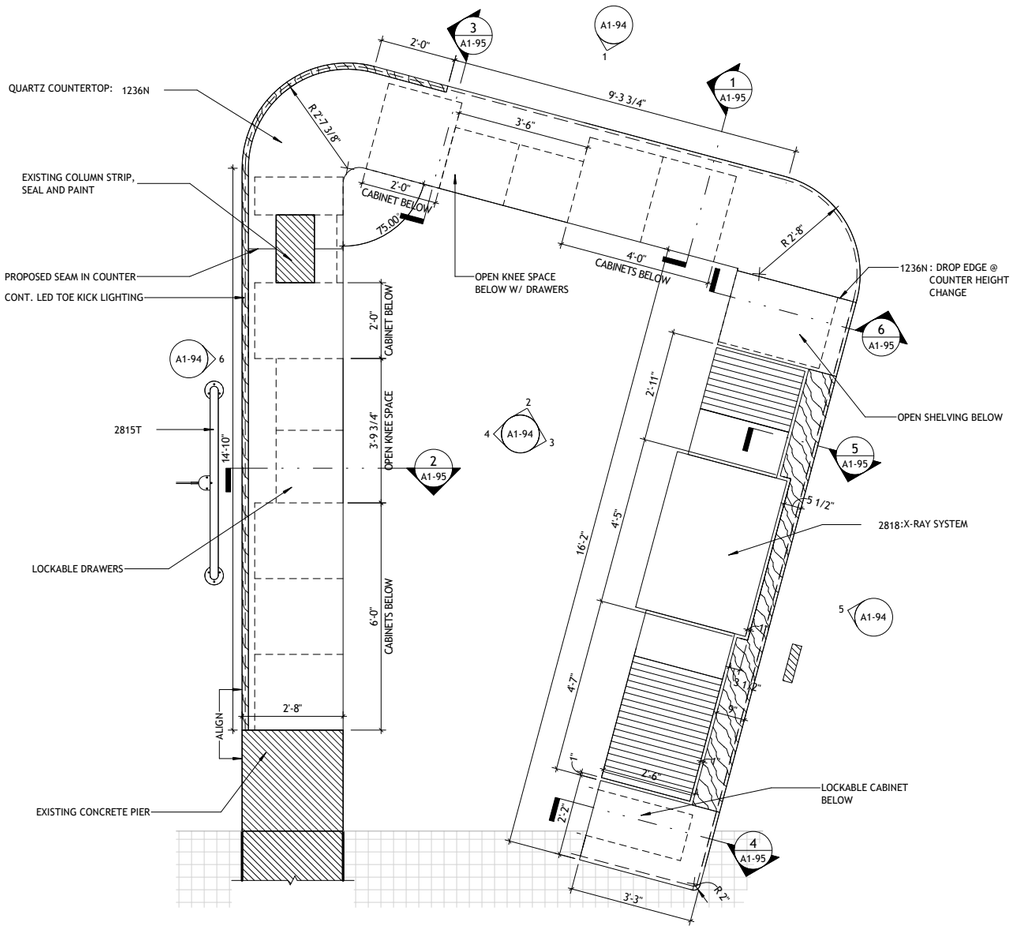

2 MILLWORK PLAN - SECURITY DESK

1/2" = 1'-0"

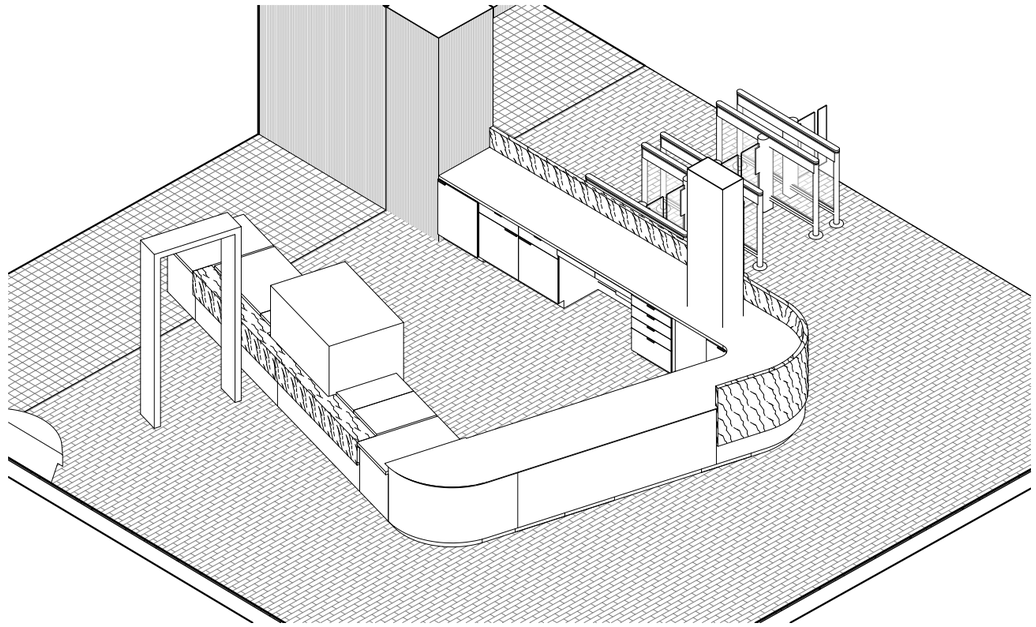

1 NORTH ENTRY - SECURITY DESK AXON

KEYNOTE LIST

Key Value	Keynote Text
1236N	QUARTZ COUNTERTOP
2815T	ACCESS CONTROL ELECTRONIC TRUNSTILES
2818	SECURITY ACCESS DETECTORS + EQUIPMENT

SASAKI
64 PLEASANT STREET WATERTOWN MA 02472 USA
P 617 926 3300 F 617 924 2748 W SASAKI.COM

NOT FOR CONSTRUCTION
60% CONSTRUCTION DOCUMENTS
FOR PRICING ONLY

No.	Description	Date

DWG ISSUE & REVISION HISTORY

Stamp

Key Plan

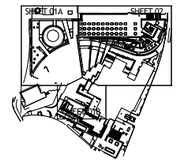

Project Title:

Boston City Hall & Plaza

City of Boston
One City Hall Square
Boston, MA 02201

Drawing Title:

NORTH ENTRY - MILLWORK DETAILS

Project No: **85080** Scale: **1/2" = 1'-0"**
Drawn By: **Jared Barnett - Felipe Palacio**
Checked By: **Nat Crosby**
Approved By: **Approver**
Date: **09/26/19**

Drawing No.

A1-93



PROPOSED CHANGES

- Demolish existing vestibule and extend new vestibule to allow for new security screening equipment and information desk.
- Add dynamic and inviting lighting to the new vestibule
- Accessible vestibule doors with power activated leaf.

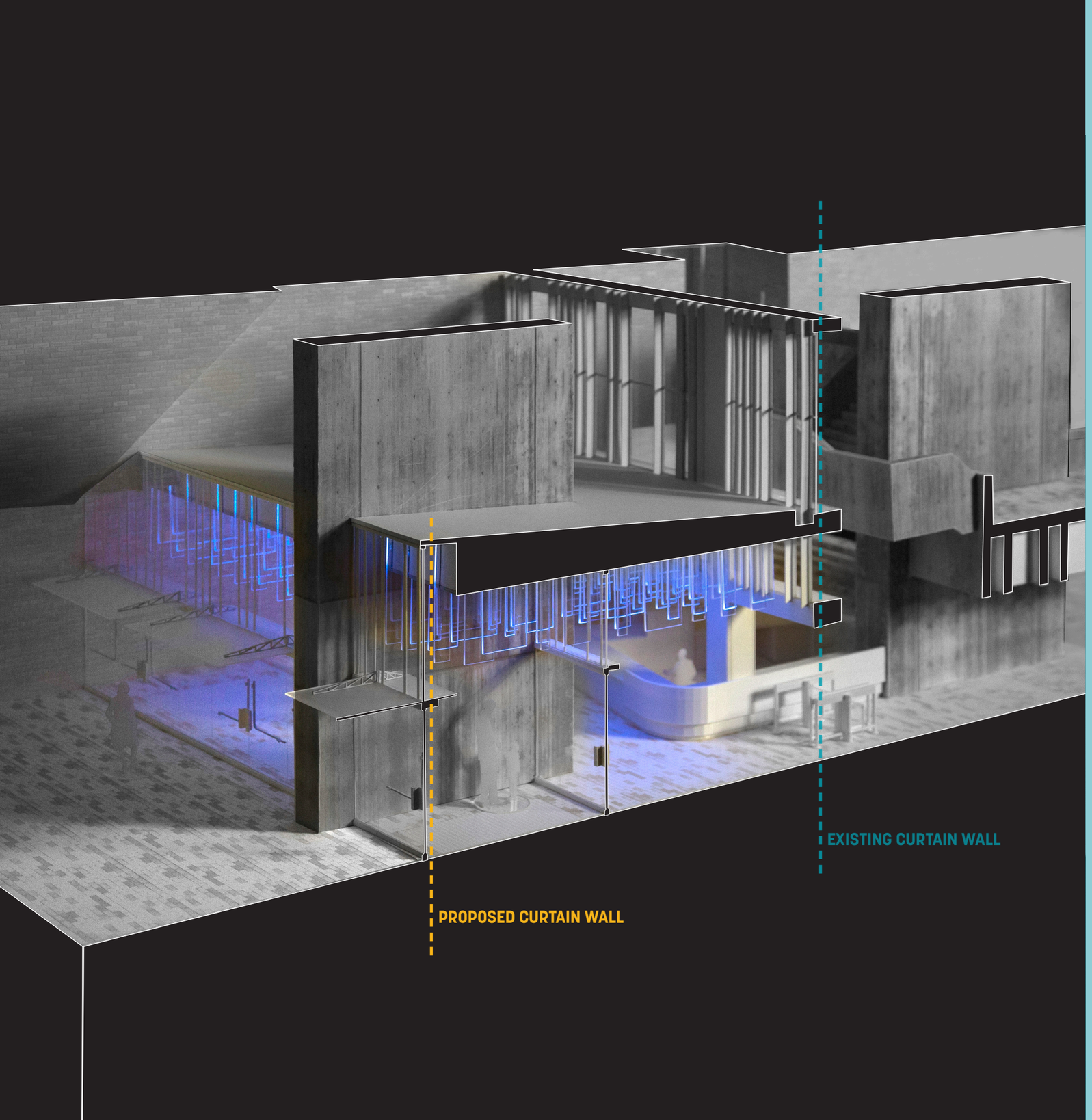

PROPOSED CHANGES

- Dynamic and inviting lighting via illuminated panels

KEYNOTE LIST

Key Value	Keynote Text
0512S	STRUCTURAL STEEL: SEE STRUCTURAL
0951A	
2650F	CUSTOM PRISMATIC LIGHT LENSE
2650L	LIGHTING SYSTEM - REFER TO E DRAWINGS

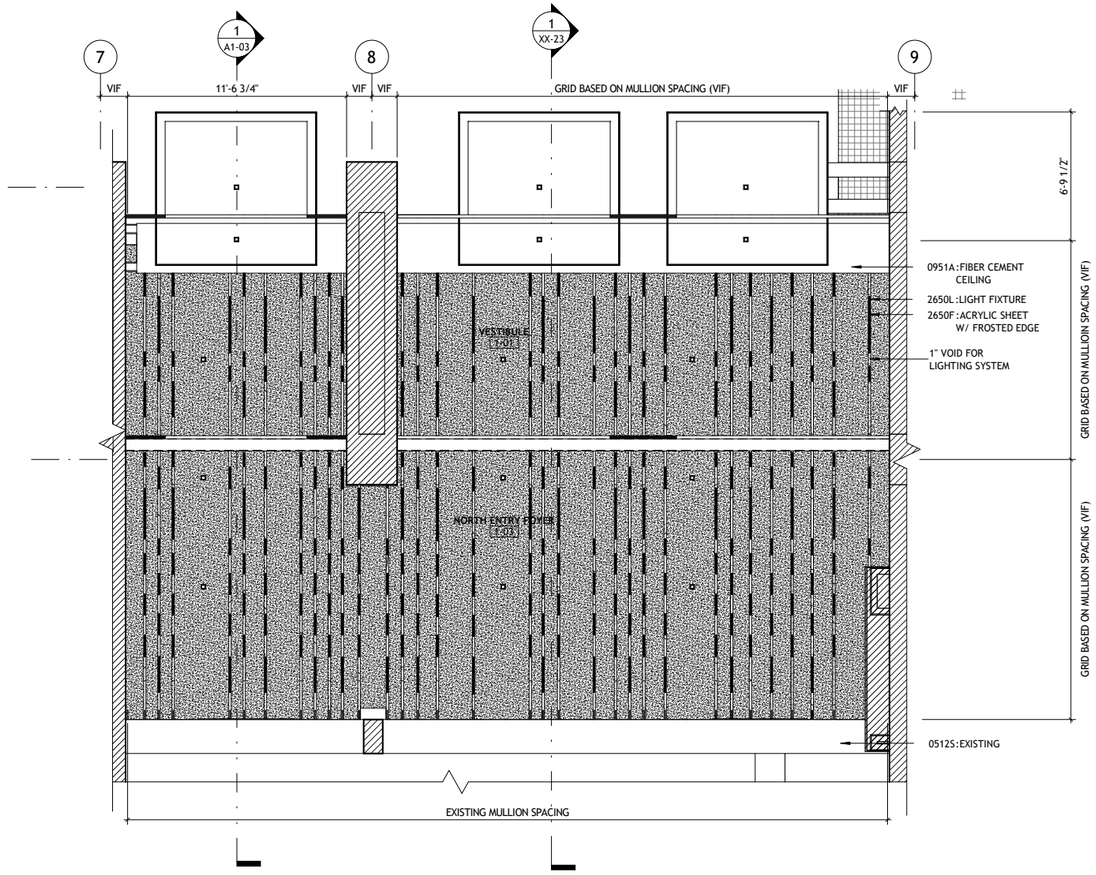

1 North Entry 2nd FL. - RCP

1/4" = 1'-0"

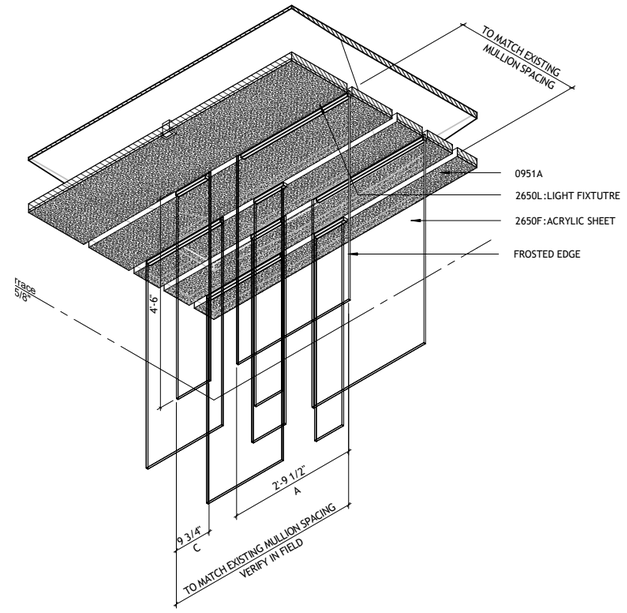

3 NORTH ENTRY LIGHTING AXON

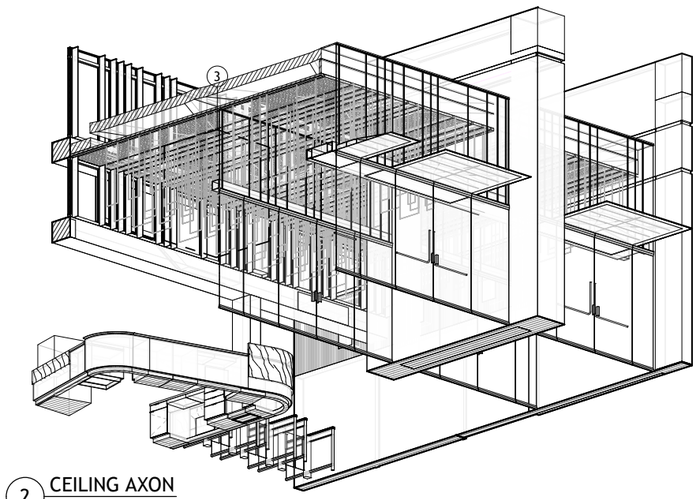

2 CEILING AXON

SASAKI

64 PLEASANT STREET WATERTOWN MA 02472 USA
P 617 926 3300 F 617 924 2748 W SASAKI.COM

CONSULTANTS LOGO HERE

NOT FOR CONSTRUCTION
60% CONSTRUCTION DOCUMENTS
FOR PRICING ONLY

No.	Description	Date

DWG ISSUE & REVISION HISTORY

Stamp

Key Plan

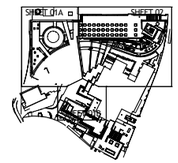

Project Title:

Boston City Hall & Plaza

City of Boston
One City Hall Square
Boston, MA 02201

Drawing Title:

NORTH ENTRY - VESTIBULE RCP

Project No: **85080** Scale: **1/4" = 1'-0"**
Drawn By: **Jared Barnett - Felipe Palacio**
Checked By: **Nat Crosby**
Approved By: **Approver**
Date: **09/26/19**

Drawing No.

A1-23

BUILDING - EXISTING LIGHTING DESIGN

2017 by UTILE + LAM Partners

(Note: Plaza lighting design subtly improves the existing facade lighting, by adjusting some of the pole locations that currently light the facade)





NORTH ENTRY - RAMP

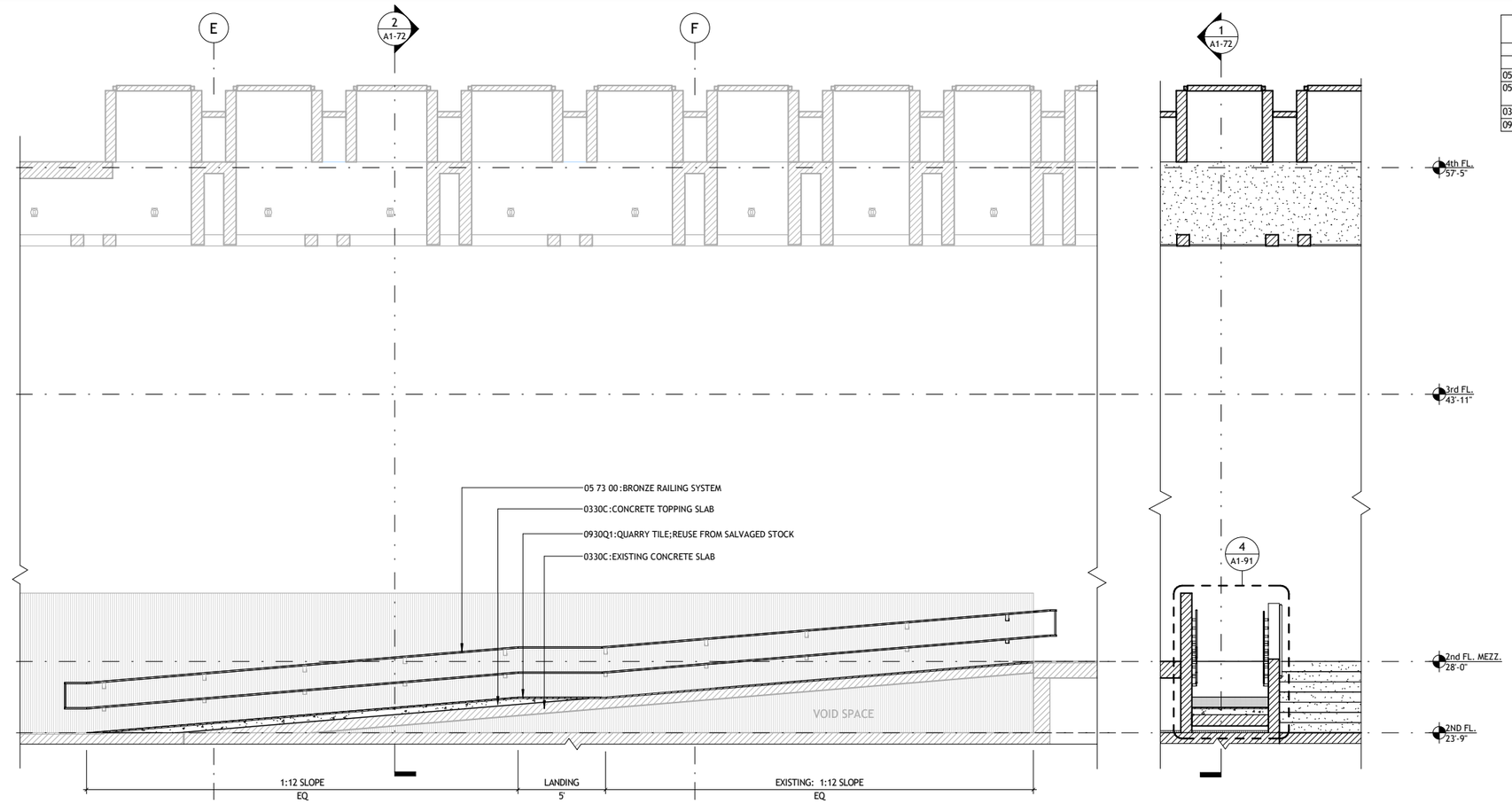

1 NORTH ENTRY RAMP SECTION
1/4" = 1'-0"

2 NORTH ENTRY RAMP TRANSVERSE SECTION
1/4" = 1'-0"

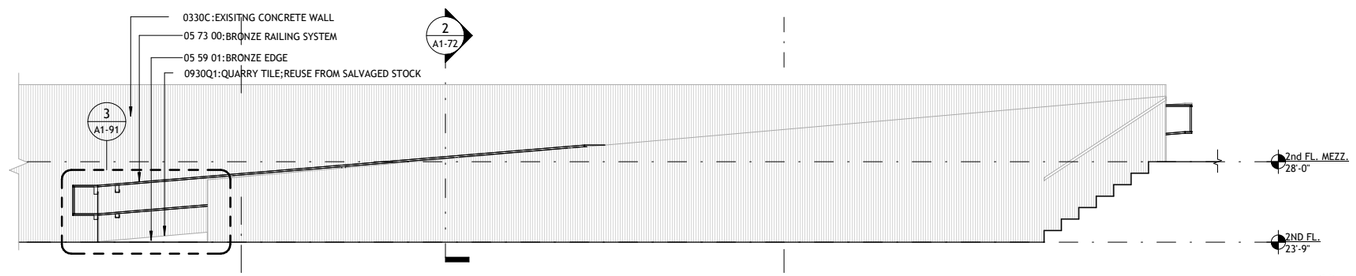

3 RAMP ELEVATION A
1/4" = 1'-0"

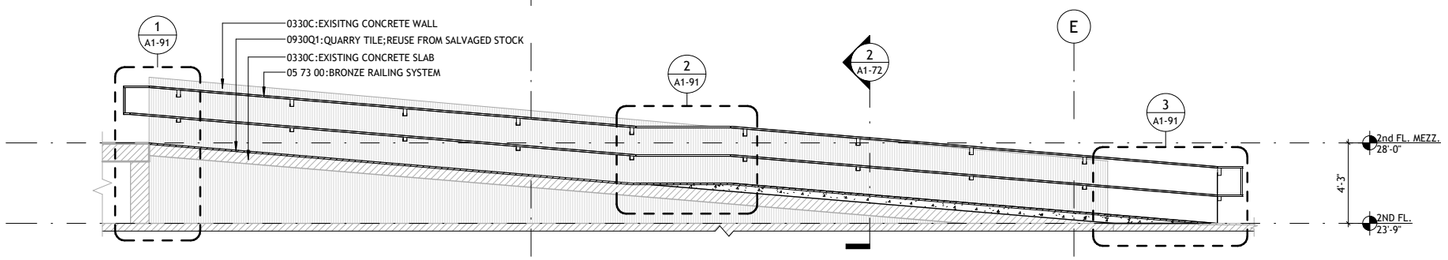

4 RAMP ELEVATION B
1/4" = 1'-0"

KEYNOTE LIST

Key Value	Keynote Text
05 59 01	SECTION 055901 - METAL EDGING
05 73 00	SECTION 057300 - DECORATIVE METAL RAILINGS (Part of 050001 Trade Bid)
0330C	CAST-IN-PLACE CONCRETE (SEE STRUCTURAL DRAWINGS)
0930Q1	QUARRY TILE: TYPE 1 - 6x6-INCH FLOOR TILE

SASAKI
64 PLEASANT STREET WATERTOWN MA 02472 USA
P 617 926 3300 F 617 924 2748 W SASAKI.COM

NOT FOR CONSTRUCTION
60% CONSTRUCTION DOCUMENTS
FOR PRICING ONLY

No.	Description	Date

DWG ISSUE & REVISION HISTORY

Stamp

Key Plan

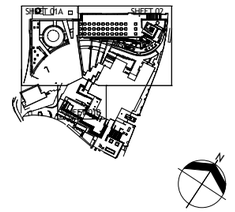

Project Title:

Boston City Hall & Plaza

City of Boston
One City Hall Square
Boston, MA 02201

Drawing Title:

NORTH ENTRY - RAMP SECTION

Project No: **85080** Scale: **1/4" = 1'-0"**
Drawn By: **Jared Barnett - Felipe Palacio**
Checked By: **Nat Crosby**
Approved By: **Approver**
Date: **09/26/19**

Drawing No.

A1-72

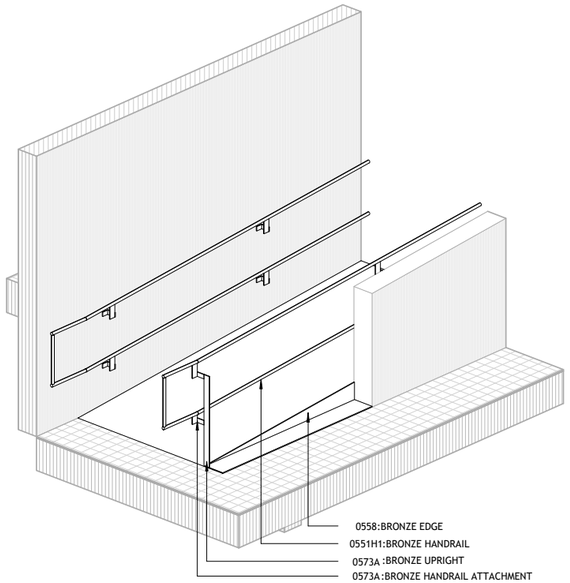

6 NORTH ENTRY RAMP HANDRAIL AXON

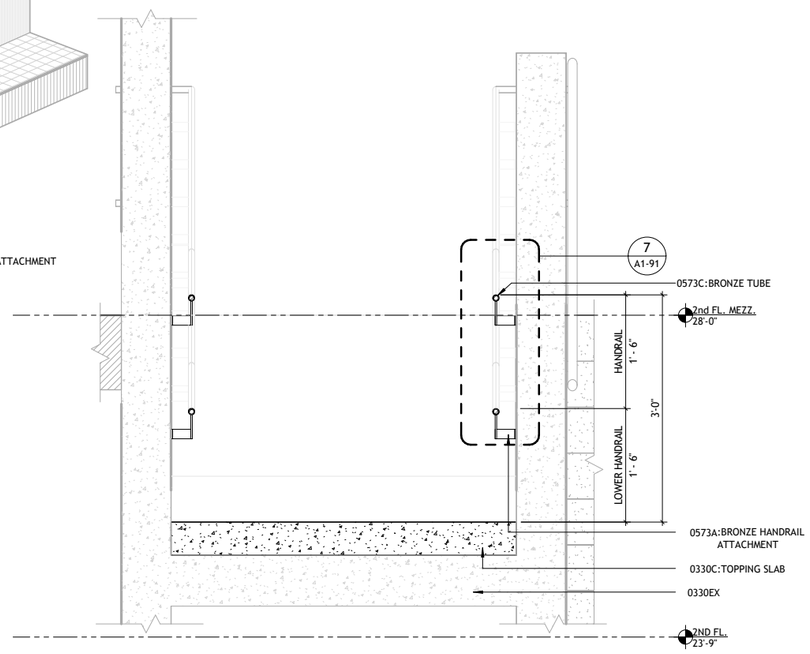

4 NORTH ENTRY RAMP DETAIL

1" = 1'-0"

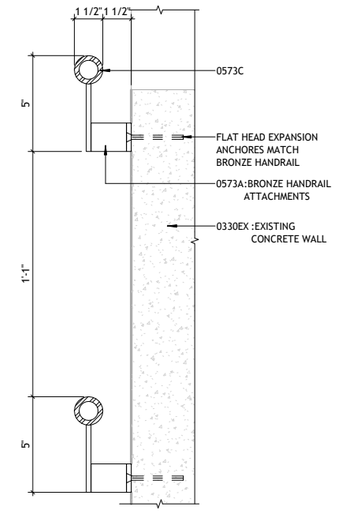

7 NORTH ENTRY RAMP DETAIL 1

3" = 1'-0"

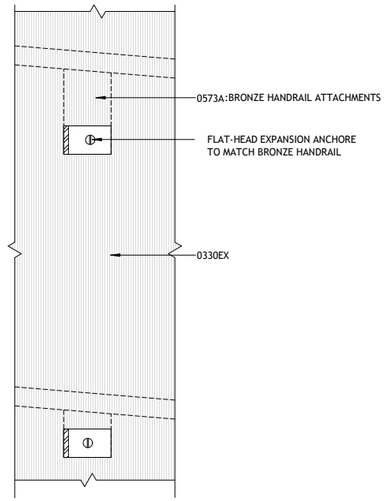

5 RAMP DETAIL 2

3" = 1'-0"

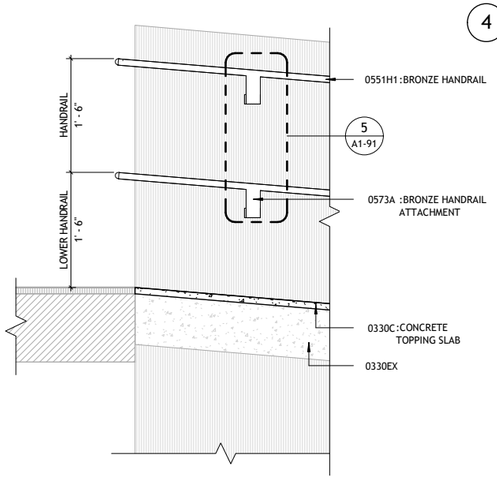

1 NORTH ENTRY RAMP - SECTION DETAIL 1

1" = 1'-0"

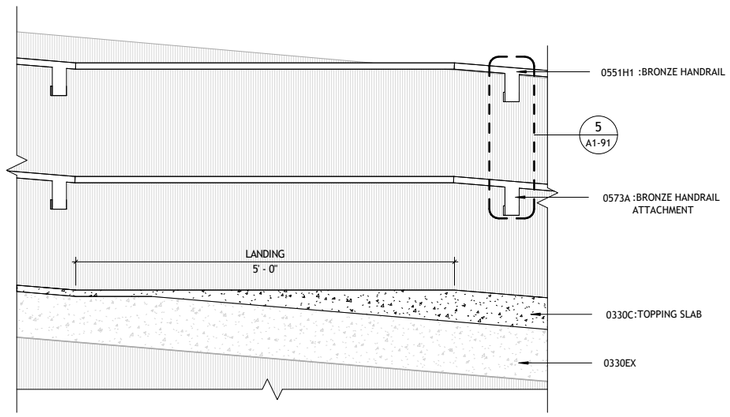

2 NORTH ENTRY RAMP - SECTION DETAIL 2

1" = 1'-0"

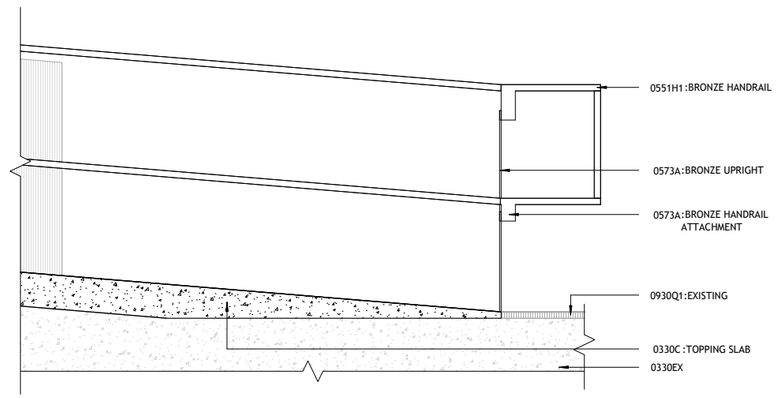

3 NORTH ENTRY RAMP - SECTION DETAIL 3

1" = 1'-0"

KEYNOTE LIST

Key Value	Keynote Text
0330C	CAST-IN-PLACE CONCRETE (SEE STRUCTURAL DRAWINGS)
0330EX	EXISTING CAST-IN-PLACE CONCRETE
0551H1	HANDRAILS: TYPE 1, SEE ___/___
0558	METAL FABRICATION
0573A	DECORATIVE METAL STAIRS & RAILINGS: ACCESSORY / ANCHOR / SUBFRAMING
0573C	DECORATIVE RAILING SYSTEM, CAP RAIL
0930Q1	QUARRY TILE: TYPE 1 - 6x6-INCH FLOOR TILE

SASAKI
64 PLEASANT STREET WATERTOWN MA 02472 USA
P 617 926 3300 F 617 924 2748 W SASAKI.COM

NOT FOR CONSTRUCTION
60% CONSTRUCTION DOCUMENTS
FOR PRICING ONLY

No.	Description	Date

DWG ISSUE & REVISION HISTORY

Stamp

Key Plan

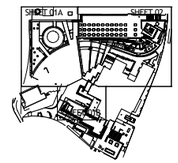

Project Title:

Boston City Hall & Plaza

City of Boston
One City Hall Square
Boston, MA 02201

Drawing Title:

NORTH ENTRY - RAMP DETAILS

Project No: **85080** Scale: **As indicated**
Drawn By: **Jared Barnett - Felipe Palacio**
Checked By: **Nat Crosby**
Approved By: **Approver**
Date: **09/26/19**

Drawing No.

A1-91

A WELCOMING AND ACTIVE NORTH ENTRY

The Feature Walls

EXISTING WALLS

EXISTING CONDITION

- High brick walls on the north and northwest sides of the building feel blank and imposing
- Studies of original architectural design indicate a higher tolerance for change within the brick elements on the north side of the building than other areas

GOAL: Intervene with a contextual framework for public art to help scale down the mass of the walls

FEATURE WALL AT AMPHITHEATER (NW CORNER OF BUILDING)

Rough Rendering

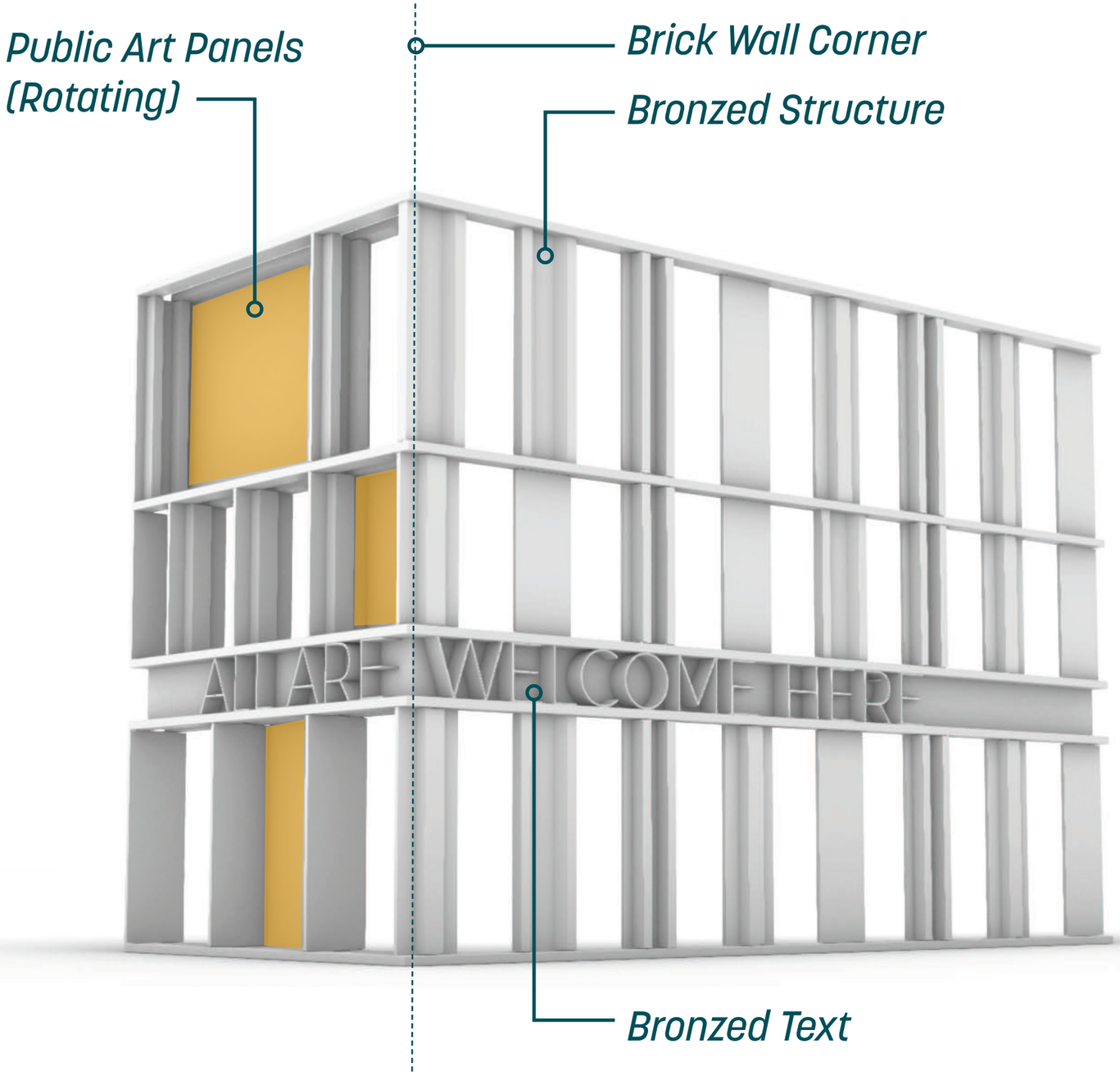

FEATURE WALL AT NORTH ENTRY

Rough Rendering

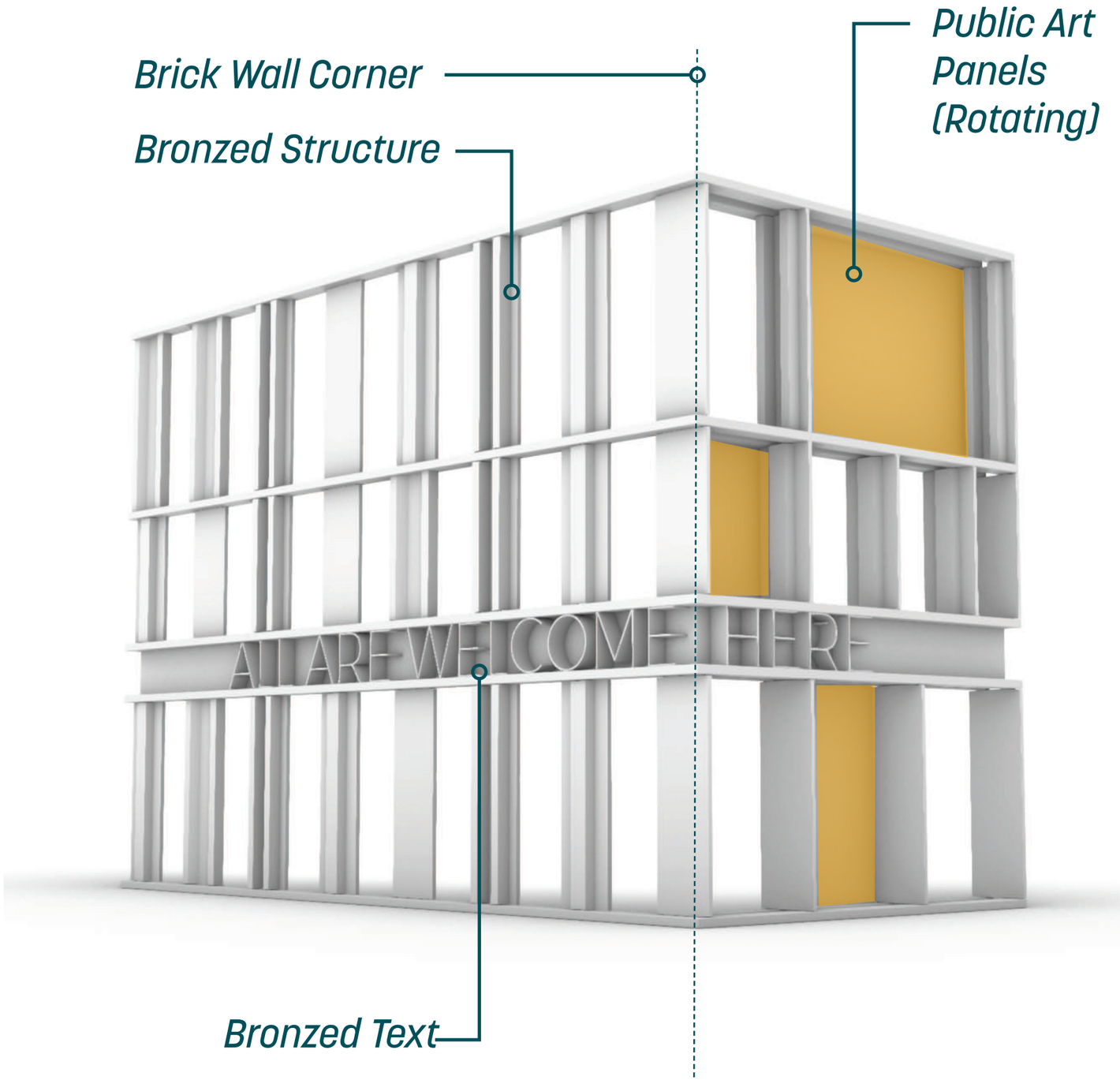

FEATURE WALL AT CIVIC PAVILION (MBTA VENT WALL)

Rough Rendering

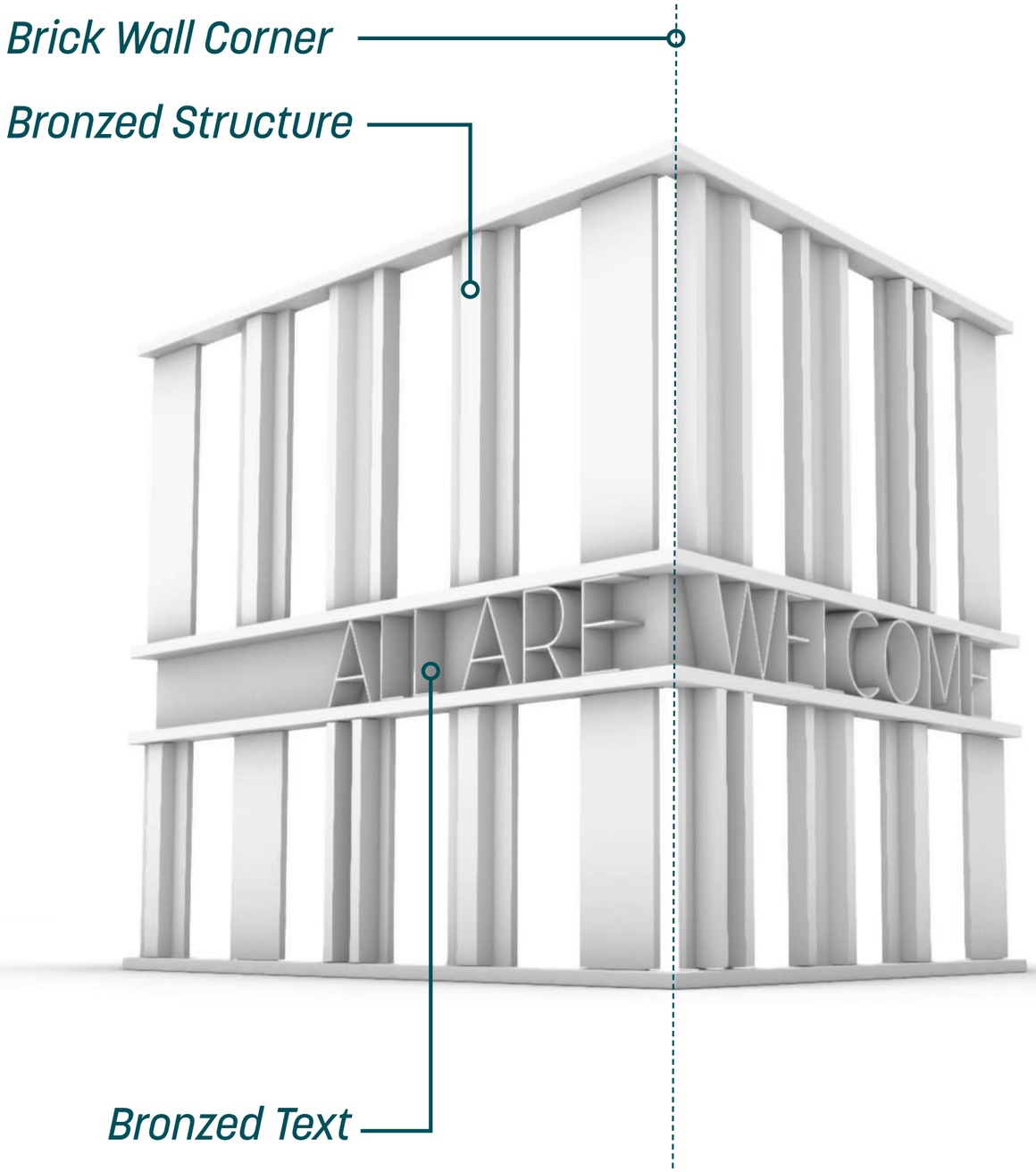

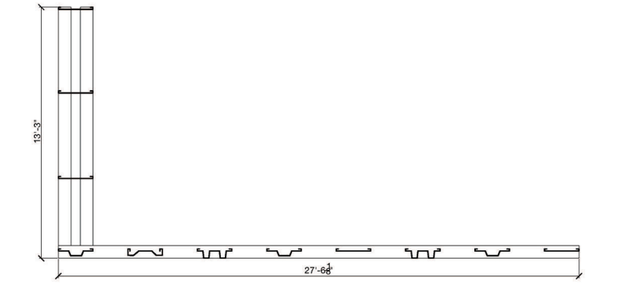

6 Section
SCALE: 1/4" = 1'-0"

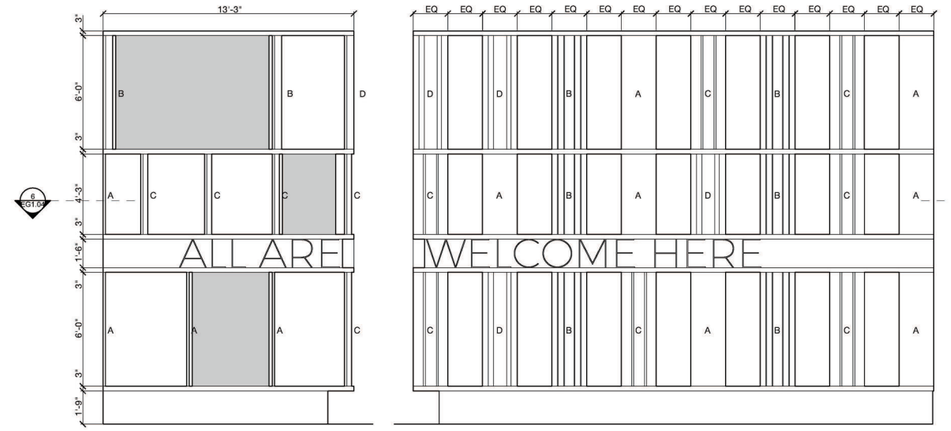

5 Feature Wall @ Amphitheater
SCALE: 1/4" = 1'-0"

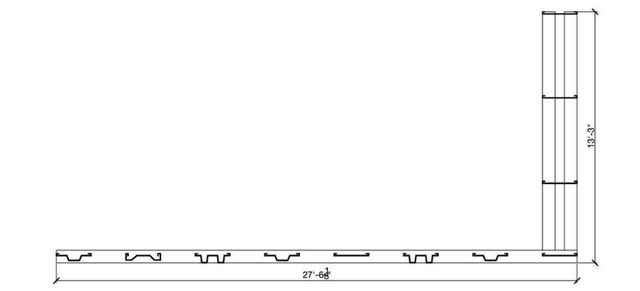

4 Section
SCALE: 1/4" = 1'-0"

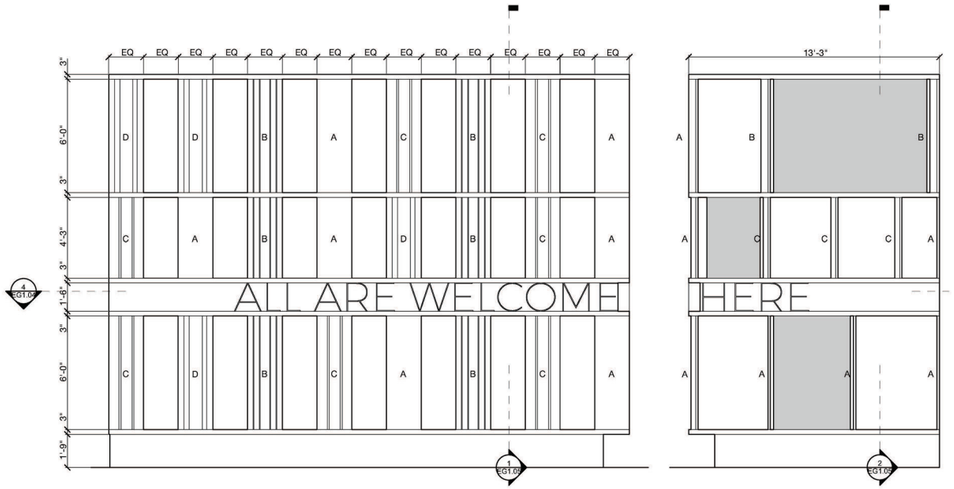

3 Feature Wall @ North Entrance
SCALE: 1/4" = 1'-0"

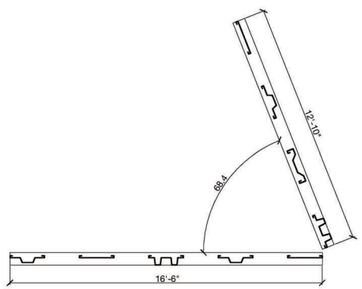

2 Section
SCALE: 1/4" = 1'-0"

1 Feature Wall @ Pavilion
SCALE: 1/4" = 1'-0"

SASAKI
64 PLEASANT STREET WATERTOWN MA 02472 USA
P 617 926 3300 F 617 924 2748 W SASAKI.COM

OverUnder | 46 Waltham Street, Courtyard One
Boston, MA 02118 | T: 617-426-4466 | overunder.co

NOT FOR CONSTRUCTION
60% CONSTRUCTION DOCUMENTS
FOR PRICING ONLY

No.	Description	Date
--	60% CONSTRUCTION DOCUMENTS	20 JAN 2020

DWG ISSUE & REVISION HISTORY

Stamp

Key Plan

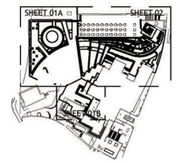

0' 10' 20' 40'
SCALE: 1" = 20'

Project Title:

Boston City Hall & Plaza

One City Hall Square
Boston, MA 02201

Drawing Title:

Feature Wall

Project No: PROJ NO. Scale: SCALE
Drawn By: XX
Checked By: XX
Approved By: XX
Date: MM/DD/YYY

Drawing No:

EG1.04

11/30/16 9:05:25 AM G:\85080.003.0_Working\3.9_CAD\7_BCHP_CD\4_SheetFormats\S_22x34_ANSI D.dwg

ALL PANELS 1/4" THICK

MATERIAL A - POWDER COATED ALUMINUM

MATERIAL B - POWDER COATED PERFORATED ALUMINUM

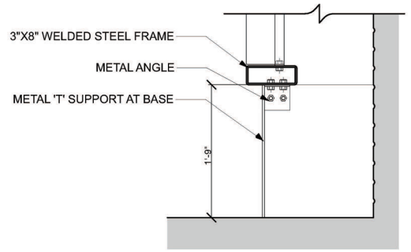

7 Detail - Ground Condition
SCALE: 1" = 1'-0"

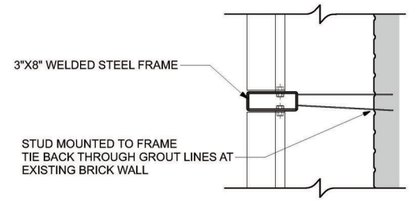

6 Detail - Lettering Condition
SCALE: 1" = 1'-0"

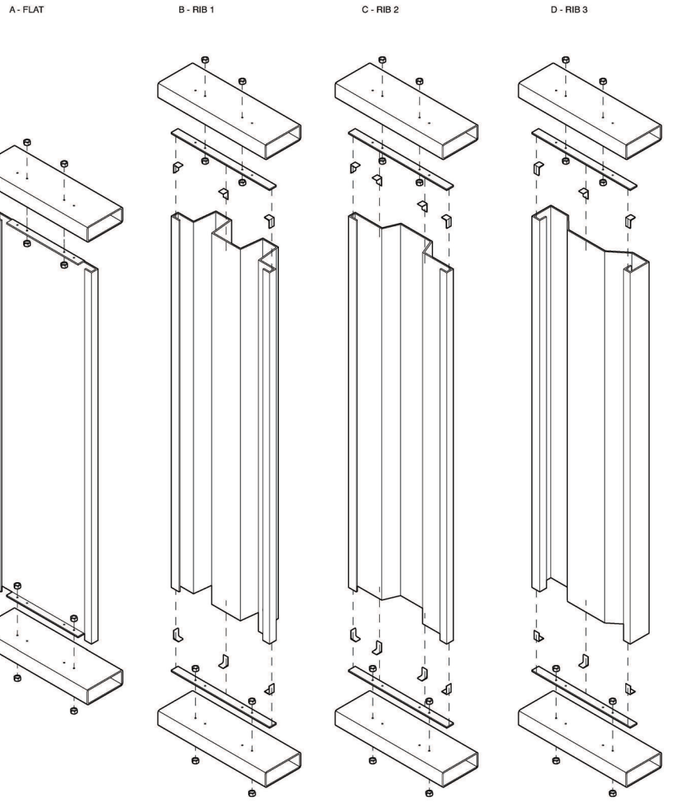

5 Panel Assembly
SCALE: 1" = 1'-0"

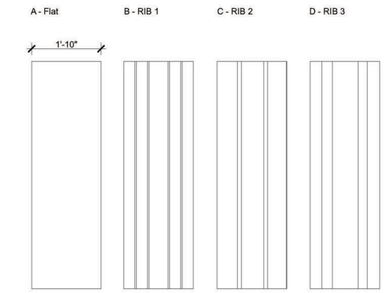

4 Panel Types Elevations
SCALE: 1/2" = 1'-0"

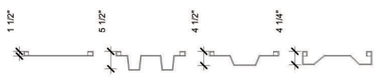

3 Panel Types Plans
SCALE: 1/2" = 1'-0"

NOTE : BREAK AND WELD ALUMINUM AS REQUIRED.
PANELS BOLTED TO STRUCTURE AT CORNERS
ALUMINUM BACKS PROVIDED FOR PANELS IN ELEVATION 9/EG1.04

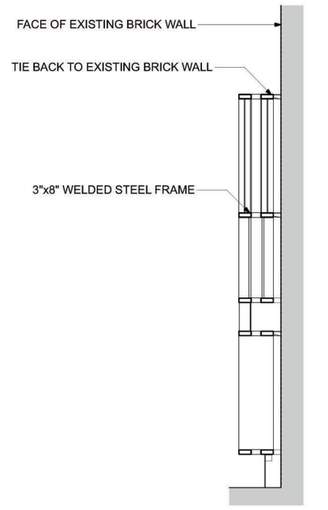

2 Feature Wall Section 2
SCALE: 1/4" = 1'-0"

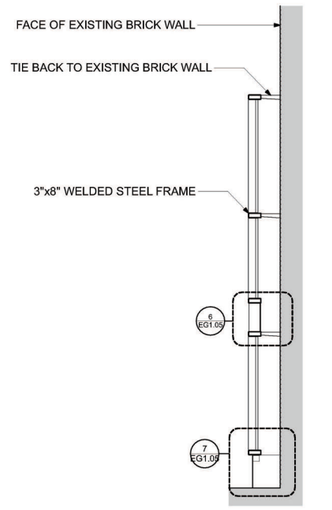

1 Feature Wall Section 1
SCALE: 1/4" = 1'-0"

SASAKI
64 PLEASANT STREET WATERTOWN MA 02472 USA
P 617 926 3300 F 617 924 2748 W SASAKI.COM

OverUnder | 46 Waltham Street, Courtyard One
Boston, MA 02118 | T: 617-426-4466 | overunder.co

NOT FOR CONSTRUCTION
60% CONSTRUCTION DOCUMENTS
FOR PRICING ONLY

No.	Description	Date
--	60% CONSTRUCTION DOCUMENTS	20 JAN 2020

DWG ISSUE & REVISION HISTORY

Stamp

Key Plan

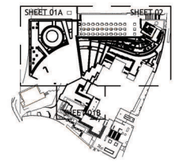

0' 10' 20' 40'
SCALE: 1" = 20'

Project Title:

Boston City Hall & Plaza

One City Hall Square
Boston, MA 02201

Drawing Title:

Feature Wall Details

Project No: PROJ NO. Scale: SCALE
Drawn By: XX
Checked By: XX
Approved By: XX
Date: MM/DD/YYY

Drawing No:

EG1.05

11/30/16 9:05:25 AM G:\85080.00\3.0_Working\3.9_CAD\7_BCHP_CD\4_SheetFormats\S_22x34_ANSI D.dwg

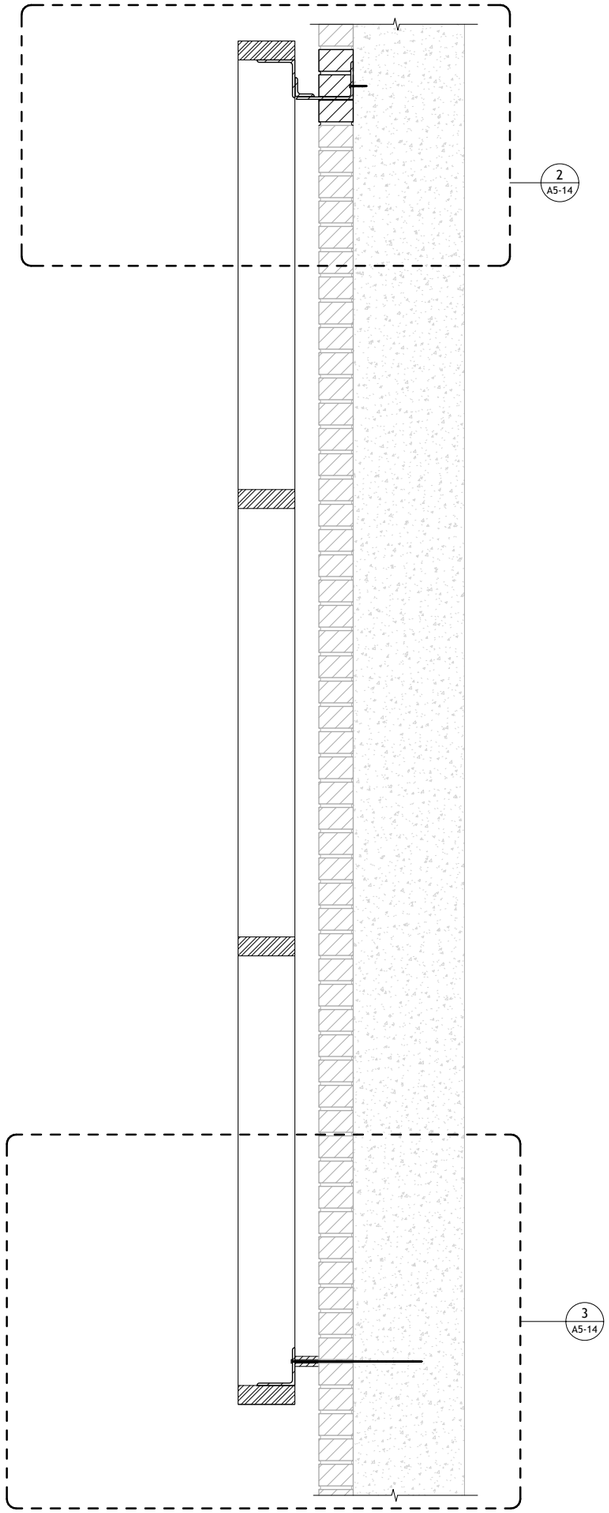

1 FEATURE WALL ELEMENT - WALL SECTION
1 1/2" = 1'-0"

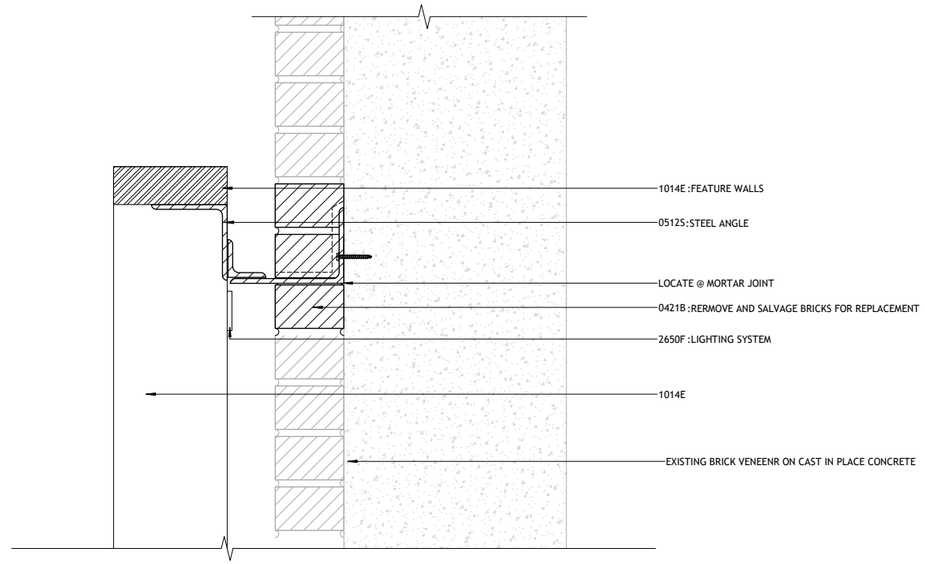

2 FEATURE WALL - DETAIL HEADER
3" = 1'-0"

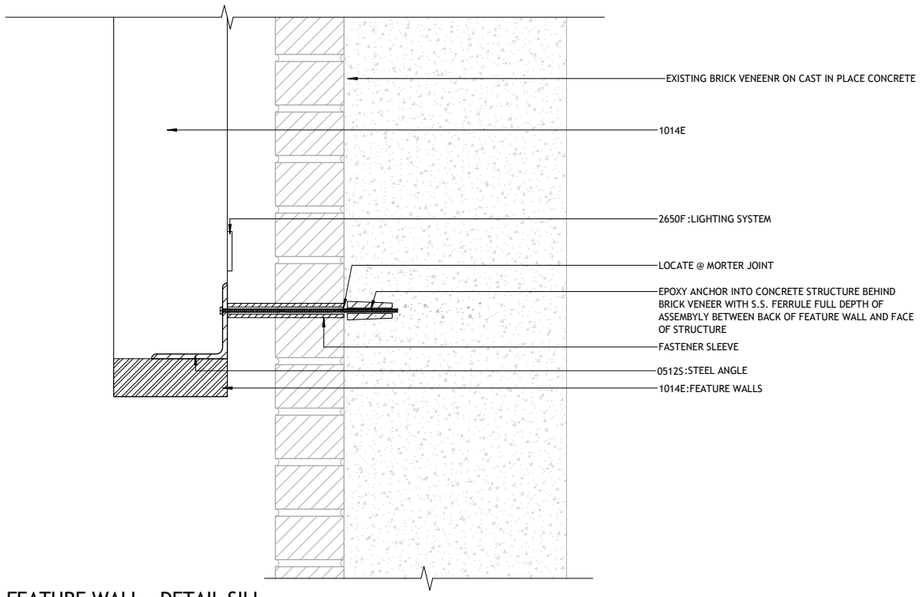

3 FEATURE WALL - DETAIL SILL
3" = 1'-0"

KEYNOTE LIST

Key Value	Keynote Text
0421B	BRICK
0512S	STRUCTURAL STEEL: SEE STRUCTURAL
1014E	BUILDING SIGNAGE, SEE SIGNAGE EG DRAWINGS
2650F	CUSTOM PRISMATIC LIGHT LENSE

SASAKI
64 PLEASANT STREET WATERTOWN MA 02472 USA
P 617 926 3300 F 617 924 2748 W SASAKI.COM

NOT FOR CONSTRUCTION
60% CONSTRUCTION DOCUMENTS
FOR PRICING ONLY

No.	Description	Date

DWG ISSUE & REVISION HISTORY

Stamp

Key Plan

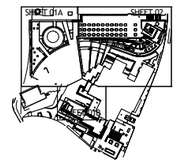

Project Title:
Boston City Hall & Plaza

City of Boston
One City Hall Square
Boston, MA 02201

Drawing Title:
FEATURE WALL DETAILS

Project No: **85080**
Drawn By: **Author**
Checked By: **Checker**
Approved By: **Approver**
Date: **01/13/20**
Scale: **As indicated**

Drawing No.
A5-14

AMPHITHEATER FEATURE WALL

NORTH ENTRY FEATURE WALL

CIVIC PAVILION
FEATURE WALL

Discussion