

Executive Office Report November 2020 Board Meeting



Intergovernmental Relations *Update*

Tierney Flaherty
Director of
Intergovernmental Relations

- **Housing Stability
Notification Act**
- **Housing Stability
Pledge (*30+ landlords*)**

Communications Update

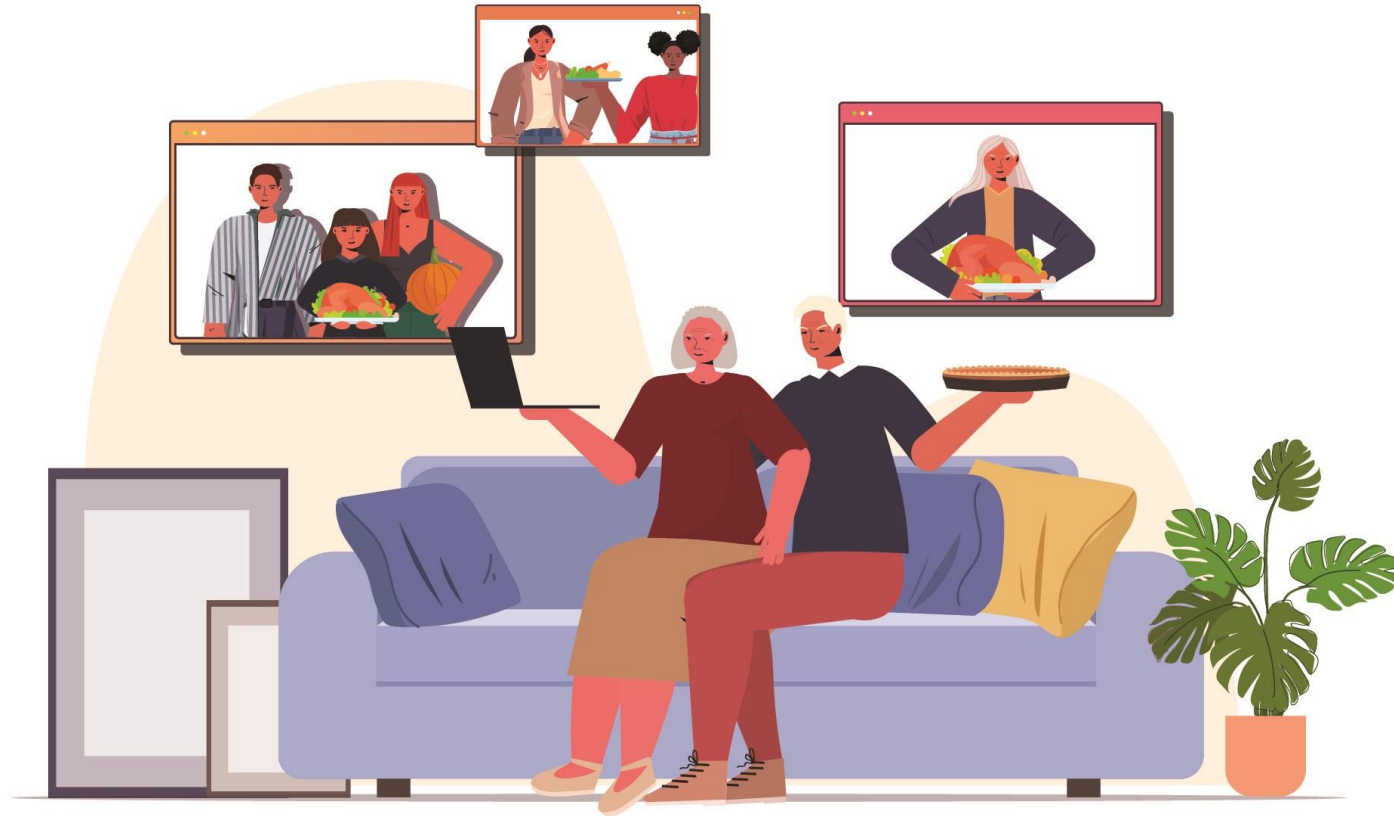


Have a Happy, healthy
Thanksgiving



COVID-19 Thanksgiving Guidance:

- Safest option: celebrate with people in your household
- Harm reduction advice for those who choose to host or attend gatherings



Safest option: Celebrate with people in your household

Communications Update

Social Gatherings Spread COVID-19

Small gatherings can turn into large spread



COVID-19 Workplace Safety

When you take a break, COVID-19 doesn't.
Don't let your guard down.



Hirings and Promotions to Senior Leadership Positions



Kathleen Jeanty, Director
of Communications



Triniese Polk, Director of Racial
Equity & Community
Engagement

Questions?
Comments?
Discussion?

Declaration of Racism as a Public Health Crisis Update

Triniese Polk, Director of the Office of Racial Equity and Community Engagement

Margaret Reid, Interim Chief of Staff

Gerry Thomas, Interim Deputy Director

Declaration of Racism as a PH Crisis


Policy and Practice



1. Policy and practice solutions that work to dismantle systemic racism



2. 'Boston Health Equity Now' plan



7. Direct service programs and services

Advocacy and Access



3. Engagement of historically marginalized communities



6. Access to prevention and treatment that is culturally and linguistically competent



8. Advocacy at the State and National level

Data

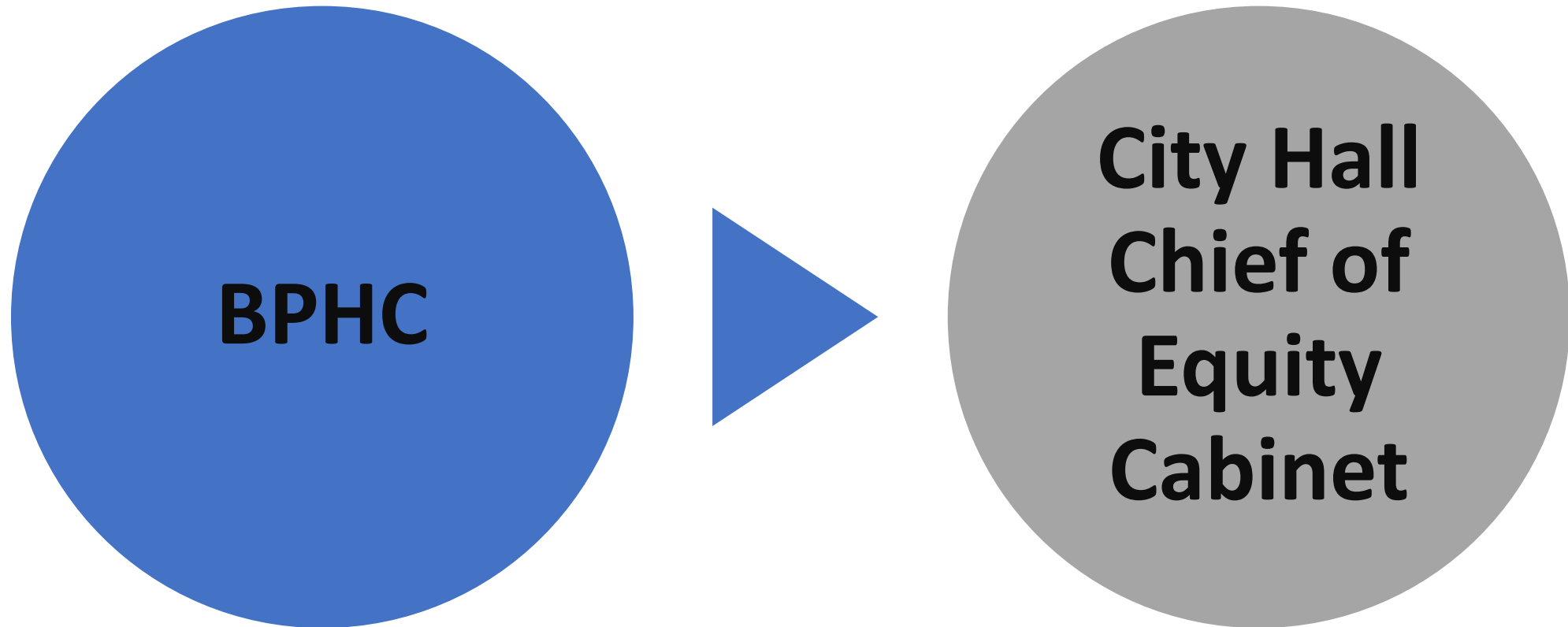


4. Availability of specific race and ethnicity data that documents the health inequities that exists



5. Analysis of Social Determinant of Health Data to better understand inequities

Partnership



Standard Practices

- **Equitable Community Engagement**
- **Standard Race/Ethnicity Data Collection**
- **Equitable Budgeting Practices**
- **Representative Leadership**



Questions, Comments,
Discussion Welcome!

Request for Information Overview

Metrics

- Send to **750 community partners/residents**.
 - **Distributed to over 1000+**
- **60%** of resident responses should be from **priority zip-codes**
 - **57% from priority zip-codes**
- **85% of responses should be from Black residents**, other People of Color
 - **64% identified Black and people of color, 14% were Other**
- Receive at least **200 responses**
 - **197 resident, 23 org, 10 testimony**
- From BOH – 75% of responses should be from residents.
 - **86% from residents**

Organization Responses

- Sector

- Youth, Youth mentorship
- Homelessness/Housing
- Recovery Services
- Domestic and Partner Violence
- Healthcare
- Community supports (including food equity, housing, childcare, Elder Services)
- Mental Health Services (including Youth and LGBTQIA+ survivors of violence)
- Labor and Employment
- Civic Engagement and Empowerment

Recurring Themes: Residents

- Experiences of racism (individual and community)
 - Racial profiling by police
 - Persistent sadness and anxiety attributed to racism
 - Need for housing support
 - Access to healthcare (financial, transportation)
 - Discomfort in Boston due to subtle exclusion
 - Physician bias, unequitable healthcare provision
 - Lingering effects of segregation, redlining
 - Lack of economic mobility
 - Lack of investment in neighborhoods of color
 - Unequal school funds

Areas for Potential Action

- **Racial Justice and Health Equity**
 - Create a framework of accountability for the City's work on racial justice and health equity, communicate progress towards goals with Boston communities
 - Provide training and technical assistance for racial justice and health equity and trauma-informed services
- **Participatory City Policy and Budget Process**
 - Participatory budget process with residents, community input on City spending
 - Convene a partnership to create a city-wide referral network to optimize and leverage use of resources, shares critical data about each Boston neighborhood that informs programming, and recruits specific organizations as thought leaders
- **Increase Scope of Existing Programs**
 - Oversee a City Fund that distributes to community programs providing public health services to specific vulnerable communities.
 - Increase street outreach and coordination of services for homeless residents and those with opioid use disorder
 - More COVID-19 testing sites
 - Increase funding and support to existing programs, like the Division of Violence Prevention and Ryan White Dental Program


Discussion

- Do you hear these themes and recommendations from your communities?
- Are there action or issue areas we should be prioritizing?
- Questions?

Thank you to our reviewers!



Britt Frederick, MA – Policy
and Strategy Specialist



Christine Thuy-Anh Vu, MPA – Associate
Division Director, Healthy Homes,
Community Initiatives Bureau

Strategy 4: Data Availability and Collection

Strategy 5: Data Analysis and Social Determinants of Health

Boston Health Equity Measure Set (BHEMS)

- Selected a vendor from several high-quality responses and launched two Advisory Council committees:
- Equity Measurement (clinicians & QI staff)
- Technical (IT staff)

Boston Behavioral Risk Factor Surveillance System

(BBRFSS): Developed supplemental COVID-19 equity survey.

Capacity: hired 1 Epidemiology manager, hiring 2 FTE epidemiologists

- Soliciting pricing to conduct BBRFS in languages other than Spanish and English
- Sample size provides power for neighborhood-level and special population group (e.g., LGBT, public housing residents) analyses as well as multivariate regression models
- Boston tool reflects BPHC priorities (e.g., health equity, social determinants of health, chronic disease)

BHEMS

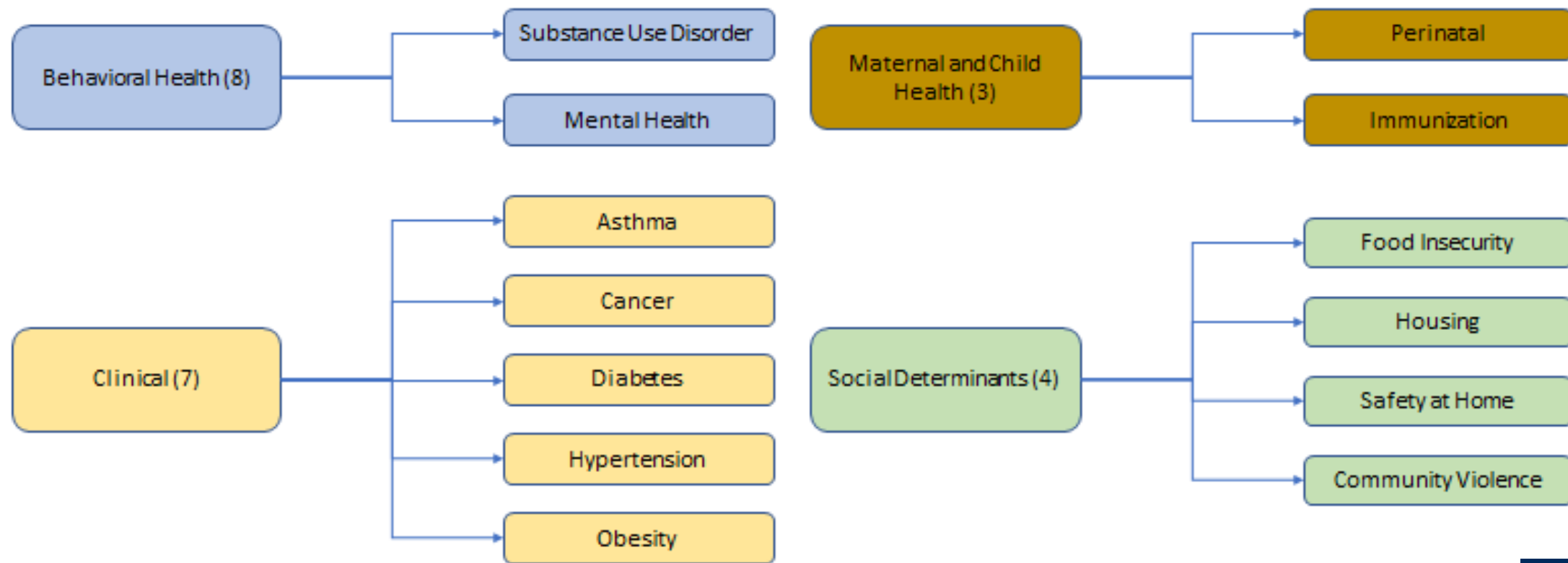
Vendor Selection

- July 2020 – RFP issued
- August 2020 - Response scoring & discussion
- September 2020 - Software demonstration, scoring, discussion
- October 2020 - References & final selection
- November 2020 – Contract

Next Steps

- Kick off committees for measure setting, implementation
 - **Equity Measurement (Clinical & Quality Improvement staff)**
 - **Technical (IT Staff)**
- Connect hospitals and health centers by March 2021
- Creation of measures continues through 2021

BHEMS 2020 Measures



A microscopic view of several COVID-19 virus particles. The particles are spherical with a textured surface and numerous spike-like protrusions (spikes) extending from them. They are set against a dark blue background with a greenish-yellow glow.

COVID-19 Update

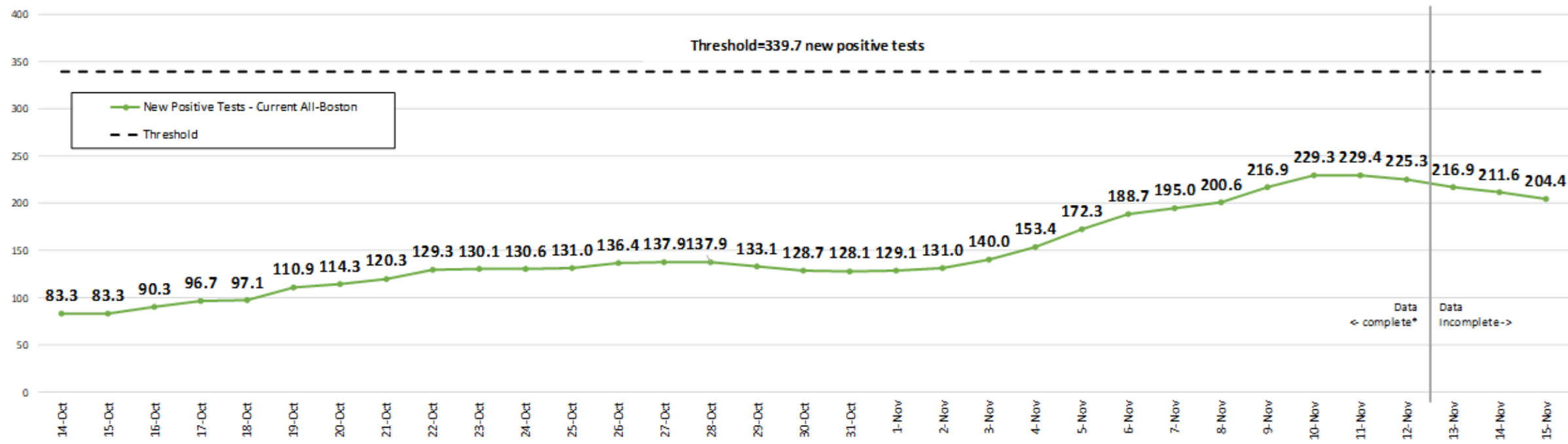
Boston COVID Numbers

Boston COVID-19 Case Counts

Date	New cases	Total confirmed cases reported	New recovered	Total recovered	New deaths	Total deaths
13-Nov	237	23,433	206	19,605	0	884
14-Nov*	279	23,712	0	19,605	0	884
15-Nov*	154	23,866	0	19,605	0	884
16-Nov	293	24,159	256	19,861	4	888
17-Nov	234	24,393	204	20,065	1	889



New Positive Tests for COVID-19 (molecular tests, person-current-level), Boston Residents
7-Day Moving Average (Trailing), Oct. 14 to Nov. 15



What is the Metric?

This metric tells us how many new cases we’re seeing each day and how quickly COVID is spreading. Data to the right of the vertical line are considered incomplete. Our goal is to be at 67.9 cases or less per day (10 per 100K residents). Our threshold for concern is 339.7 cases per day (50 cases per 100K residents)

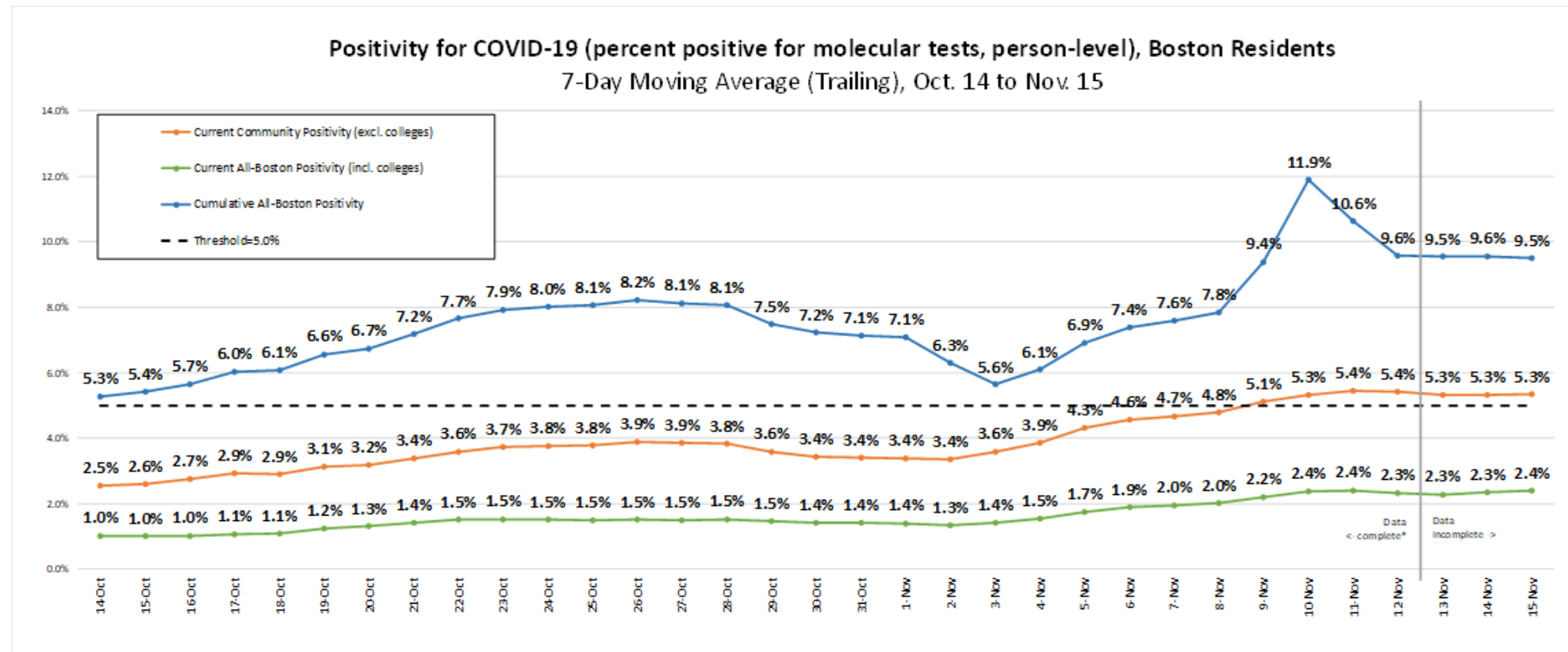
Current Status

225.3 daily positive tests (as of 11/12) based on the 7 day trailing moving average.

Number Above Goal (67.9): 157.4

Number Below Threshold (339.7): 114.3





What is the Metric?

This metric helps us understand if we're doing enough testing and if we're seeing widespread cases. Data to the right of the vertical line are considered incomplete.

Our goal is to be at less than 4% positivity. Our threshold for concern is 5% or more positivity for Boston OR 8% or more positivity for 4 or more Boston neighborhoods.

Current Status

5.4% daily positive test rate (as of 11/12) based on the 7 day trailing moving average.

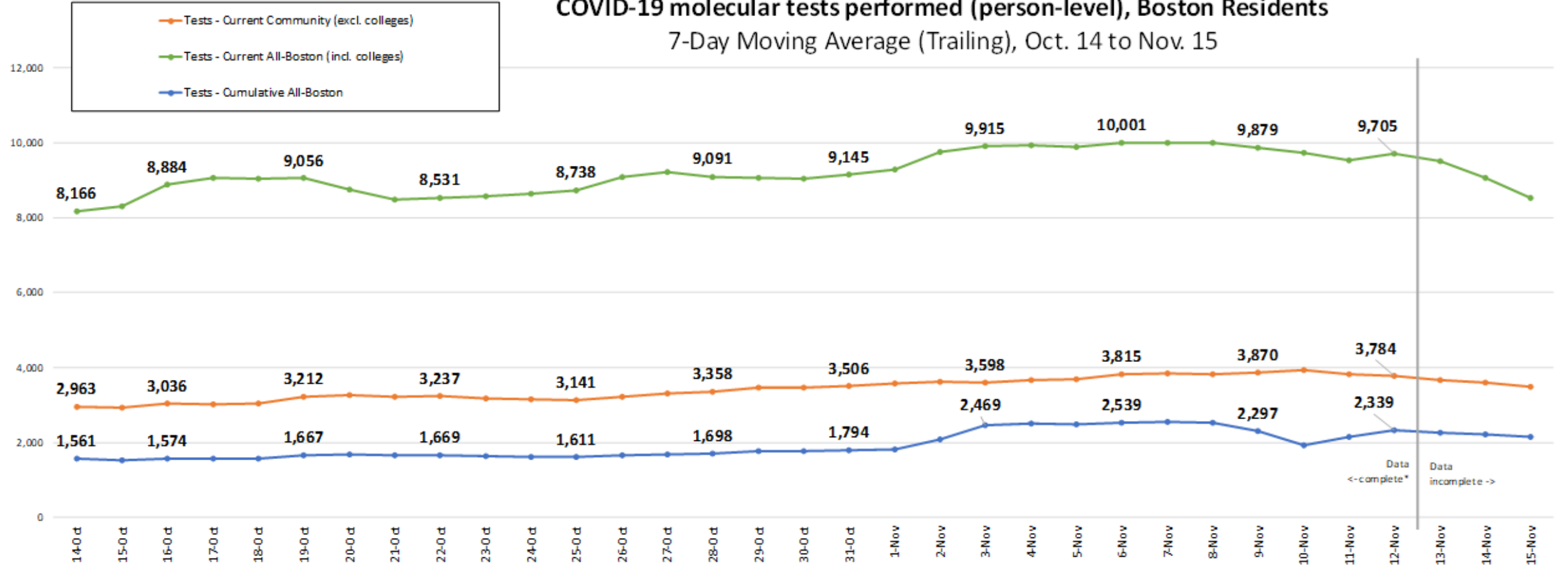
Percentage Points Above Goal (4.0%): 1.4

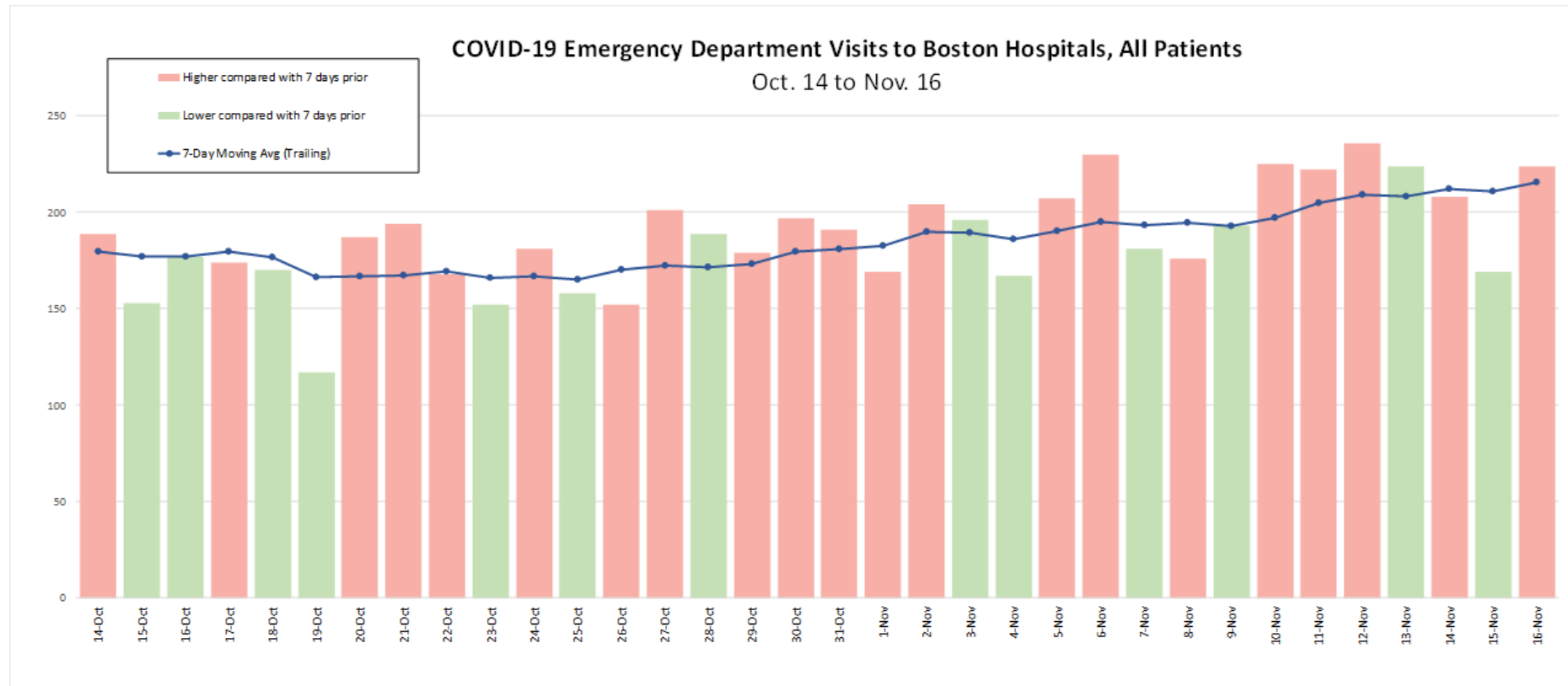
Percentage Points Above Threshold (5.0%): 0.4

Number of Boston Neighborhoods \geq 8%: 1

<div>Current Community Positivity</div> NEIGHBORHOOD	% Positive		Tests		Current Week Testing Rate Per 100,000 Residents	Current Week Positive Rate Per 100,000 Residents
	Current Week 11/6-11/12	Prior Week 10/30-11/5	Current Week 11/6-11/12	Prior Week 10/30-11/5		
East Boston - 02128	9.0%	8.4%	2,298	2,041	4,897.0	441.1
Dorchester - 02121, 02125	7.7%	7.3%	2,258	2,023	3,512.9	270.7
Roxbury - 02119, 02120	7.0%	5.3%	1,484	1,492	3,441.0	241.1
South Boston - 02127, 02210	6.9%	5.0%	2,191	2,196	5,464.7	376.6
Dorchester - 02122, 02124	6.8%	6.9%	2,688	2,367	3,323.4	227.5
Roslindale - 02131	5.9%	4.8%	1,102	1,094	3,263.2	192.5
Hyde Park - 02136	5.7%	4.1%	1,327	1,203	3,877.5	219.2
Mattapan - 02126	5.4%	5.7%	826	792	2,791.4	152.1
South End - 02111, 02118	4.3%	2.1%	1,753	1,859	4,902.7	209.8
Fenway - 02115, 02215	3.8%	1.9%	1,169	1,122	2,136.1	82.2
Allston/Brighton - 02163, 02134, 02135	3.6%	2.6%	2,277	2,254	3,419.7	124.7
Charlestown - 02129	3.5%	3.5%	905	789	4,661.6	164.8
Back Bay, Beacon Hill, West End, Downtown, & North End - 02108, 02114, 02116, 02199, 02222, 02109, 02110, 02013	2.9%	2.4%	2,780	2,625	4,989.0	147.2
Jamaica Plain - 02130	2.9%	2.7%	1,921	2,207	4,757.7	138.7
West Roxbury - 02132	2.9%	1.8%	859	1,020	3,015.4	87.8
Boston	5.4%	4.3%	26,488	25,798	3,898.7	211.2

COVID-19 molecular tests performed (person-level), Boston Residents 7-Day Moving Average (Trailing), Oct. 14 to Nov. 15





What is the Metric?

This metric helps us understand the broader impact of COVID-19 on hospital emergency departments. Our goal is to see this number remain flat or decrease. Our threshold for concern is 7 or more days of consecutive increase as compared to the same day the previous week.

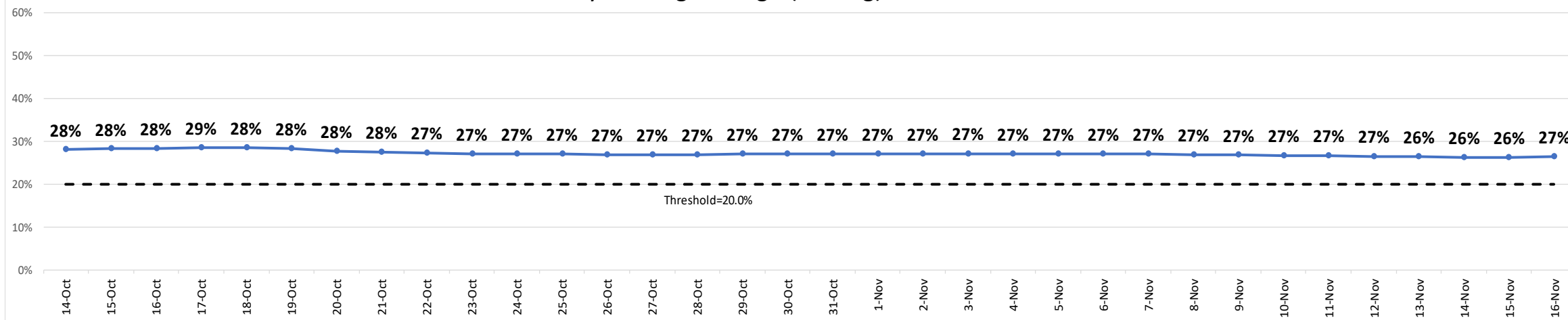
Current Status

215.4 daily COVID-19 ED Visits (as of 11/16) based on the 7 day trailing moving average.

Number of Consecutive Days Higher Than Same Day Previous Week (7): 1

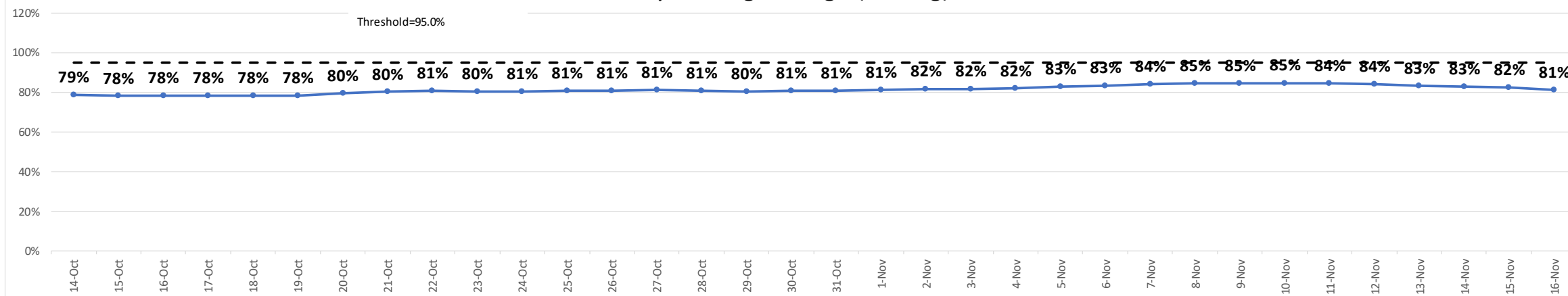
Percentage of Available Adult ICU and Adult Medical/Surgical Beds at Boston Hospitals, All Patients

7-day Moving Average (Trailing), Oct. 14 to Nov. 16



Percentage of Occupied Adult Non-Surge ICU Beds* at Boston Hospitals, All Patients

7-day Moving Average (Trailing), Oct. 14 to Nov. 16



Enhanced Response to Increased COVID Activity for the next 60 days

As of Nov. 2, 2020



BOSTON
PUBLIC
HEALTH
COMMISSION

