

Let's Go Better Listening Session

Career Training, 9/8/2021



- **Language Access Orientation**
- **Introductions**
- **Vision for Boston's Federal Funds**
- **Funding Overview & Timeline**
- **The Current State of Job Market in Boston**
- **Strategies that Work in Other Communities**
- **Listening Session**
- **Conclusion**

Closed Captioning

Closed captioning is being provided. To access:

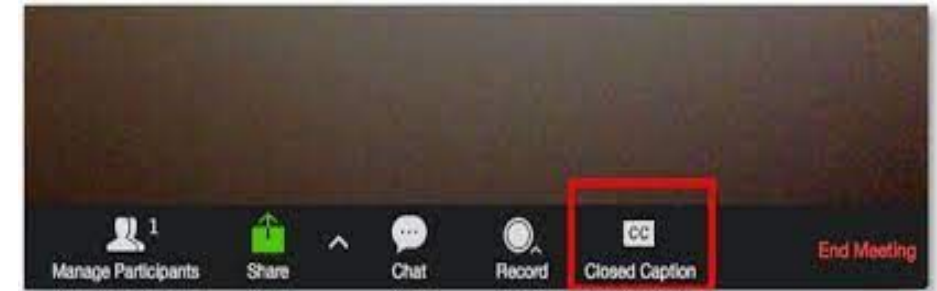
1. Find “Closed Caption”
2. Drop-down menu

Subtítulos

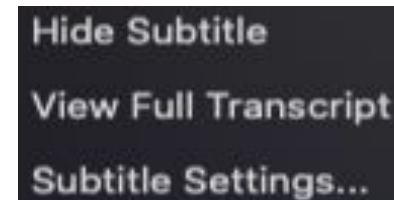
Se proporcionan subtítulos. Para acceder:

1. Busque “Closed Caption” (Subtítulos)
2. Abra el menú desplegable

1.



2.



- We will be recording the presentation and posting it on our website.
- Please ask questions by typing them in the chat. If we do not get to your question or are on a phone, you can email the recover@boston.gov and we will answer your questions in the coming days.

Participant Controls

Audio



Mute and unmute your microphone. Audio Controls (click the ^ arrow next to Mute / Unmute): Allows you to change the microphone and speaker that Zoom is currently using on your computer, leave computer audio, and access the full [audio settings](#).

Video



Start Video / Stop Video : Turns your camera on or off.

Participants



Participants : See who's currently in the meeting.

Chat



Chat: Access the chat window to [chat with other participants](#).

Reactions





Reactions : [Meeting reactions, nonverbal feedback, and Raise Hand](#) allow you to communicate issues or feedback to the host or presenter without disrupting the meeting. These reactions are shown on your video panel and next to your name on the participants panel.

Click reactions icon and select hand icon to Raise Hand / Lower Hand

Interpretation

To switch languages, please select the globe icon that will appear at the bottom of your screen and select the language of your choice.





Ayele Shakur

CEO, BUILD



Aisha Francis

*President and CEO,
Benjamin Franklin
Institute of Technology*



Kalila Barnett

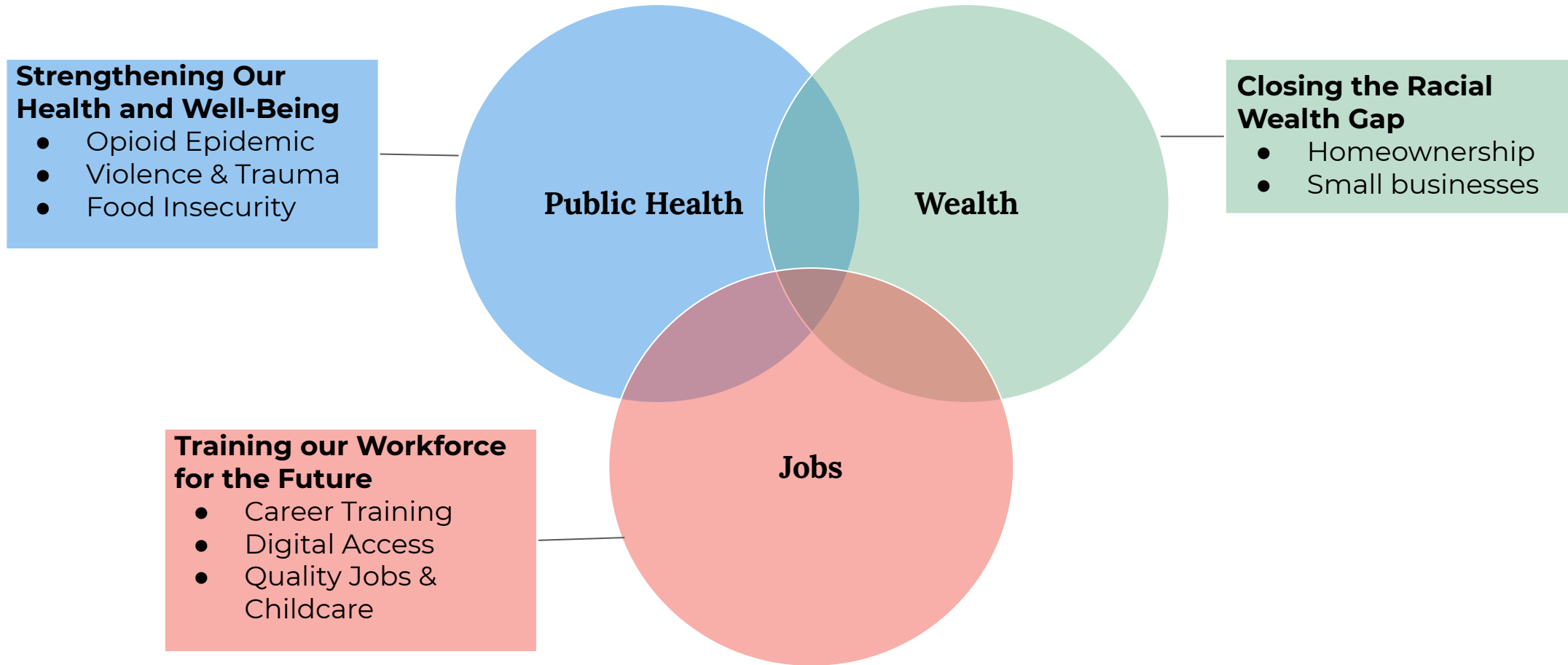
*Senior Program
Officer, Climate
Resilience, Barr
Foundation*




Trinh Nguyen

*Director, Office of
Workforce
Development*

An Equitable Recovery for All Boston Residents



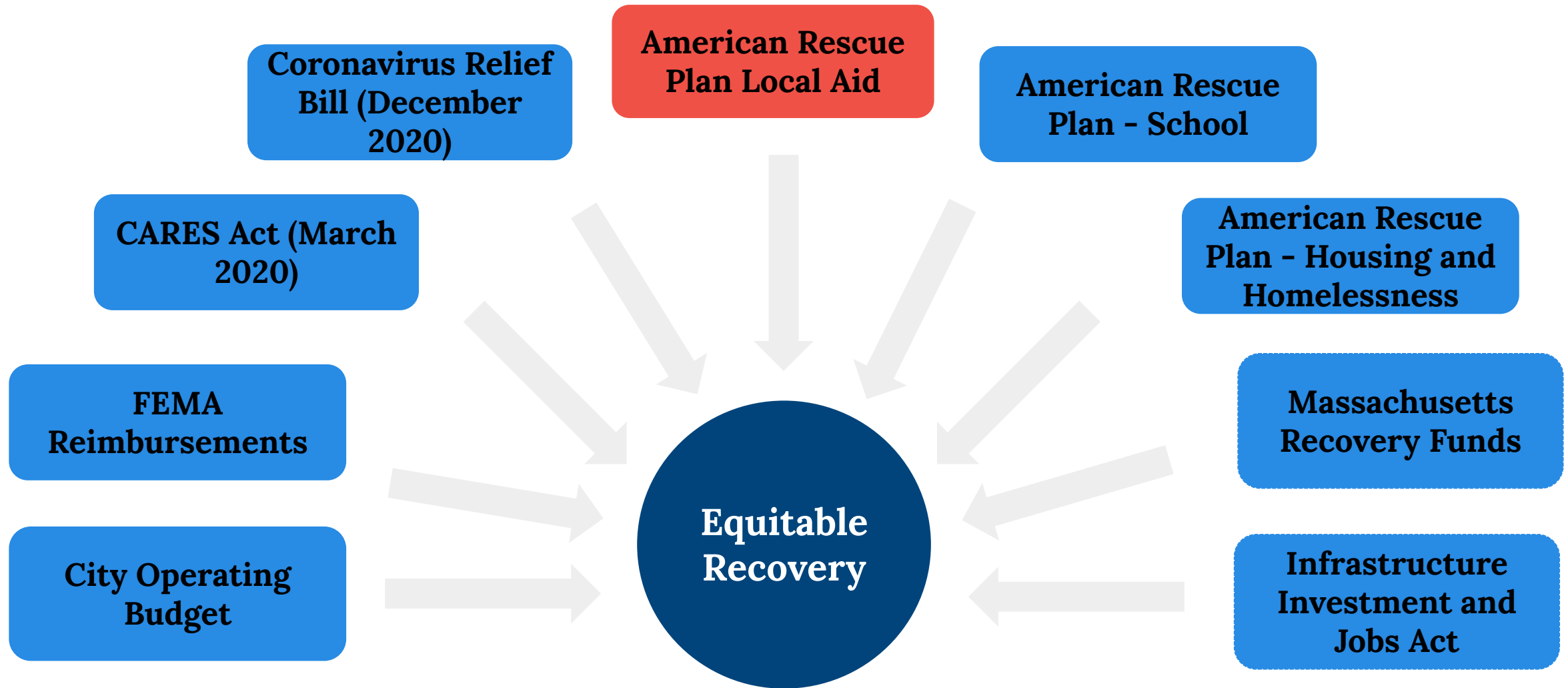


Additional Lens

*While exploring investment opportunities in these areas, there will be an emphasis on solutions that incorporate **Arts & Culture** and **Climate Resiliency***

What are Boston's available resources for recovery?

Funding Overview



What is the impact of ARPA local aid in Boston?



Total Funds

- Boston estimated to receive **\$558 Million** from ARPA, with \$424 Million coming directly to Boston and an additional \$134 Million from Suffolk County to come from the Commonwealth.
- **\$136.5 Million** has been allocated to date for emergency relief investments and stabilizing Boston's budget

Guardrails

- ARPA funding must be committed **through December 2024**
- Fit into one of the **eligible “uses” of spending** on the next slide

What are Boston's eligible uses of ARPA Funding?

Funding Overview



Support Public Health Response

- **Services to contain and mitigate the spread of COVID-19**, including vaccination, medical expenses, testing, contact tracing, quarantine costs, capacity enhancements, and many related activities
- **Behavioral healthcare services**, including mental health or substance misuse treatment, crisis intervention, and related services
- **Payroll and covered benefits** for public health, healthcare, human services, and public safety staff to the extent that they work on the COVID-19 response

Replace Public Sector Revenue Loss

- **Ensure continuity of vital government services** by filling budget shortfalls
- **Revenue loss is calculated** relative to the expected trend, beginning with the last full fiscal year pre-pandemic and adjusted annually for growth
- **Recipients may re-calculate revenue loss** at multiple points during the program, supporting those entities that experience revenue loss with a lag

Address Negative Economic Impacts

- **Deliver assistance to workers and families**, including support for unemployed workers, aid to households, and survivor's benefits for families of COVID-19 victims
- **Support small businesses** with loans, grants, in-kind assistance, and counseling programs
- **Speed the recovery of impacted industries**, including the tourism, travel, and hospitality sectors
- **Rebuild public sector capacity** by rehiring staff, replenishing state unemployment insurance funds, and implementing economic relief programs

Broadband Infrastructure

- **Focus on households and businesses** without access to broadband and those with connections that do not provide minimally acceptable speeds
- **Fund projects that deliver reliable service** with minimum 100 Mbps download / 100 Mbps upload speeds unless impracticable
- **Complement broadband investments** made through the Capital Projects Fund

Equity-Focused Services

- **Additional flexibility for the hardest-hit communities and families** to address health disparities, invest in housing, address educational disparities, and promote healthy childhood environments
- **Broadly applicable** to Qualified Census Tracts, other disproportionately impacted areas, and when provided by Tribal governments

Water & Sewer Infrastructure

- **Includes improvements to infrastructure**, such as building or upgrading facilities and transmission, distribution, and storage systems
- **Eligible uses aligned to Environmental Protection Agency project categories** for the Clean Water State Revolving Fund and Drinking Water State Revolving Fund

What will the process look like?

Timeline



1 Phase 1 Events

Affordable homeownership	AUG 26	Supporting small businesses	AUG 31	Substance use disorders	SEP 1
Access to Internet and career training	SEP 1	Career training for quality jobs	SEP 8	Quality jobs and childcare	SEP 15

1 Phase 1 Tools

- **More info:** [Boston.gov/recover](https://www.boston.gov/recover)
- **Survey:** bit.ly/gobetterbos
- **Phone:** Call 311 to provide your feedback
- **Meetings:** bit.ly/gobettermeetings

Boston's Equitable Recovery Taskforce Members



Aisha Francis, CEO, Benjamin Franklin Institute of Technology

Andrea Swain, Executive Director, Yawkey Club of Roxbury

Ayele Shakur, CEO, BUILD

Bob Giannino, CEO, United Way

Bob Luz, CEO, Mass Restaurant Association

Catherine D'Amato, President & CEO of Greater Boston Food Bank

Corey Thomas, CEO, Rapid7

Dan Hunt, State Representative

Danella Clark, President, Boston Arts Academy Foundation

Darlene Lombos, Executive Secretary, Greater Boston Labor Council

Elsie Taveras, Chief Health Equity Officer, Mass General Brigham

Emilio Dorcely, CEO, Urban Edge

Emily Ruddock, Executive D, MASSCreative

Frederica Williams, CEO, Whittier Street Health Center

Glynn Lloyd, Executive Director, Foundation for Business Equity

Gustavo Quiroga, Director of Neighborhood Strategy/Development, Graffito

Jacquetta Van Zandt, Vice President of Engagement, The Partnership

Jaimie McNeil, General Agent, UNITE HERE Local 26

Jim Rooney, President & CEO, GB Chamber of Commerce

Joel Sklar, Board Chair, Boston Main Streets; Principal, Samuels & Associates

Kalila Barnett, Program Officer, Climate Resilience, Barr Foundation

Karen Chen, Executive Director, Chinese Progressive Association

Lew Finfer, Special Projects Director, Massachusetts Communities Action Network

Manny Lopes, President/CEO, East Boston Neighborhood Health Center

Michael Curry, President & CEO, Mass League of Community Health Centers, Co-Chair, COVID-19 Health Inequities Task Force

Michael Flaherty, Boston City Councilor, At-Large Chair, Committee on COVID-19 Recovery

Pam Kocher, President, Boston Municipal Research Bureau

Quincy Miller, President, Eastern Bank

Sam Acevedo, Executive Director, Boston Higher Education Resource Center

Segun Idowu, Executive Director, Black Economic Council of MA (BECMA)

Stacy Thompson, Executive Director, Liveable Streets

Suzanne Lee, Former Principal, Josiah Quincy School President Emeritus, Chinese Progressive Association

Symone Crawford, Director of Homeownership Education, MAHA

Tomas Gonzalez, COO, Core Cannabis

Vanessa Calderon-Rosado, CEO, Inquilinos Boricuas en Accion

Willie Broderick II, Senior Pastor, Twelfth Baptist Church



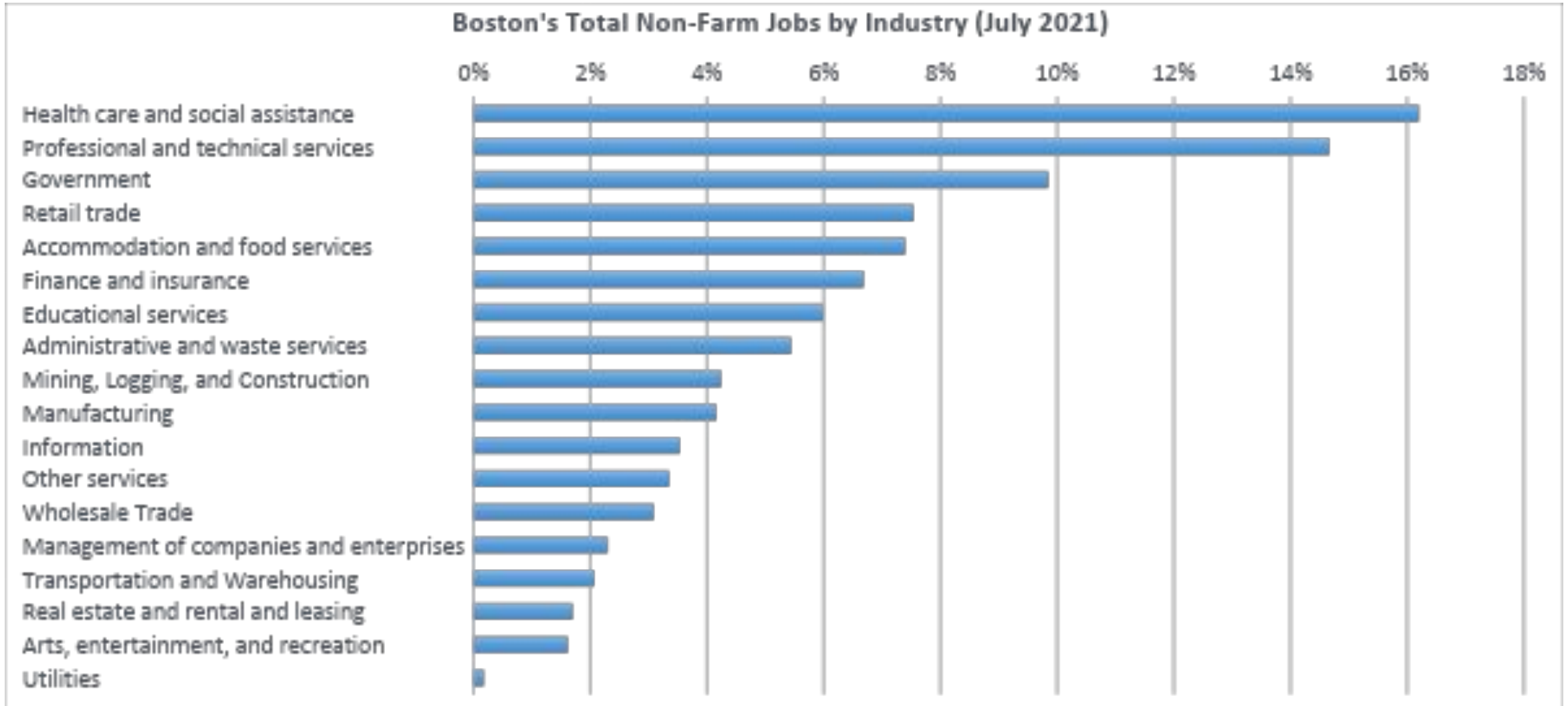
Current State of the Job Market in Boston



*A Briefing from the Mayor's Office of Workforce
Development*

Top 5 Private Industries in Boston:

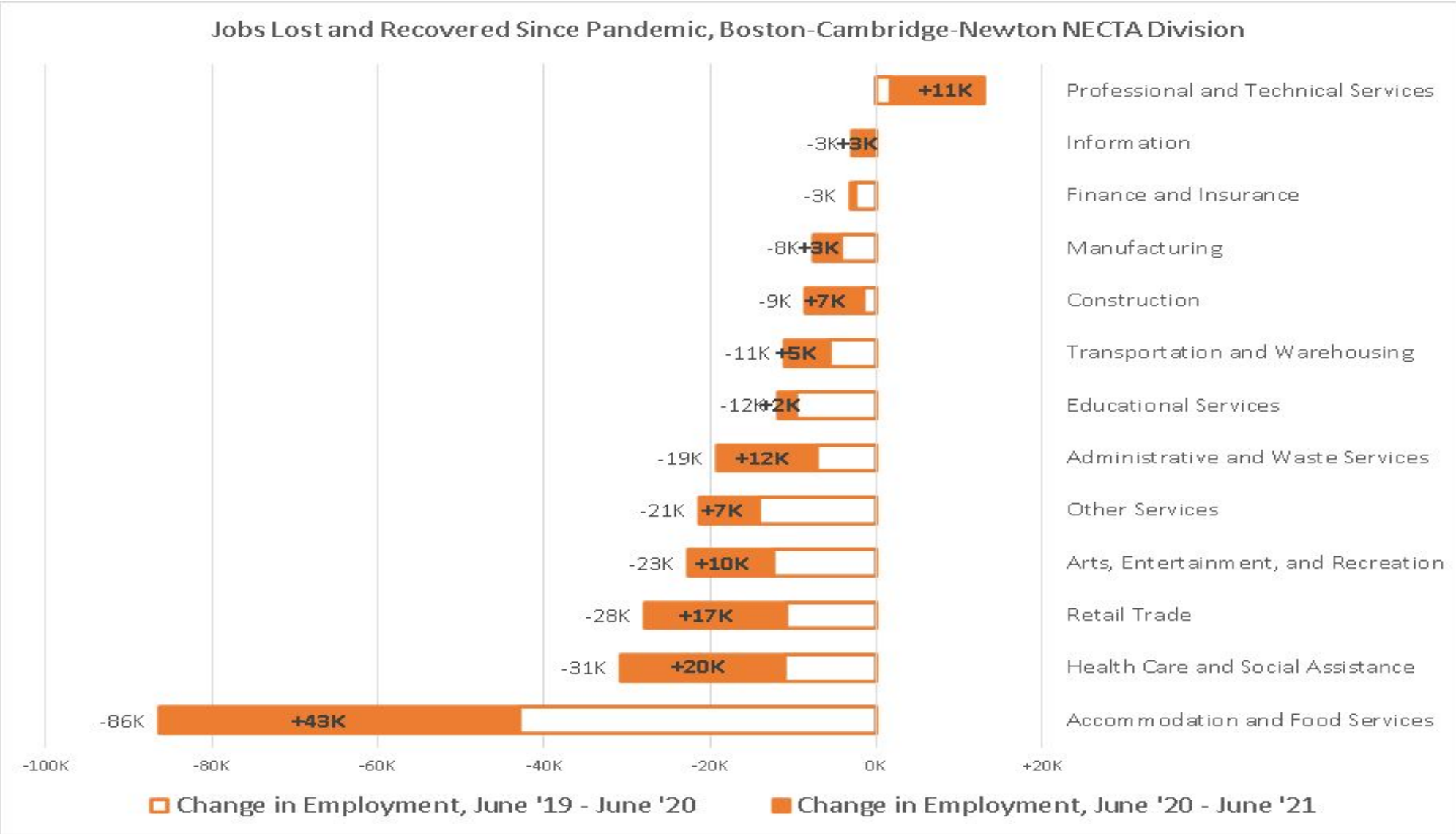
Health Care - Prof. and Tech. Services - Retail Trade - Accommodation/Food Services – Finance & Insurance



Source: U.S. Bureau of Labor Statistics and Massachusetts Executive Office of Labor and Workforce Development, Current Employment Statistics

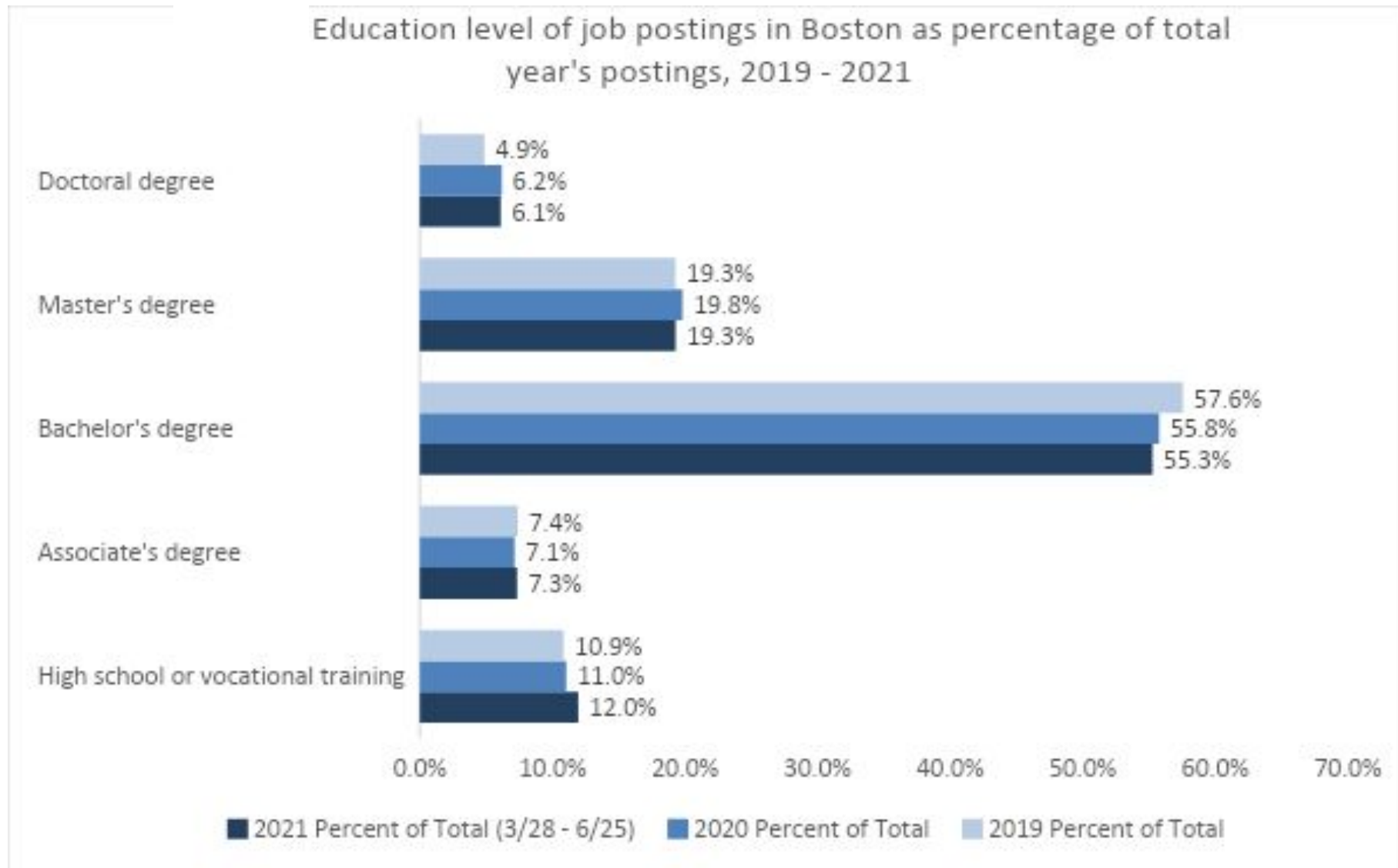
Sharp and Rapid Job Losses in 2020 Followed by Partial Recovery in 2021 as Businesses Reopened

**Current
Unemployment
Rate: 5.1%**



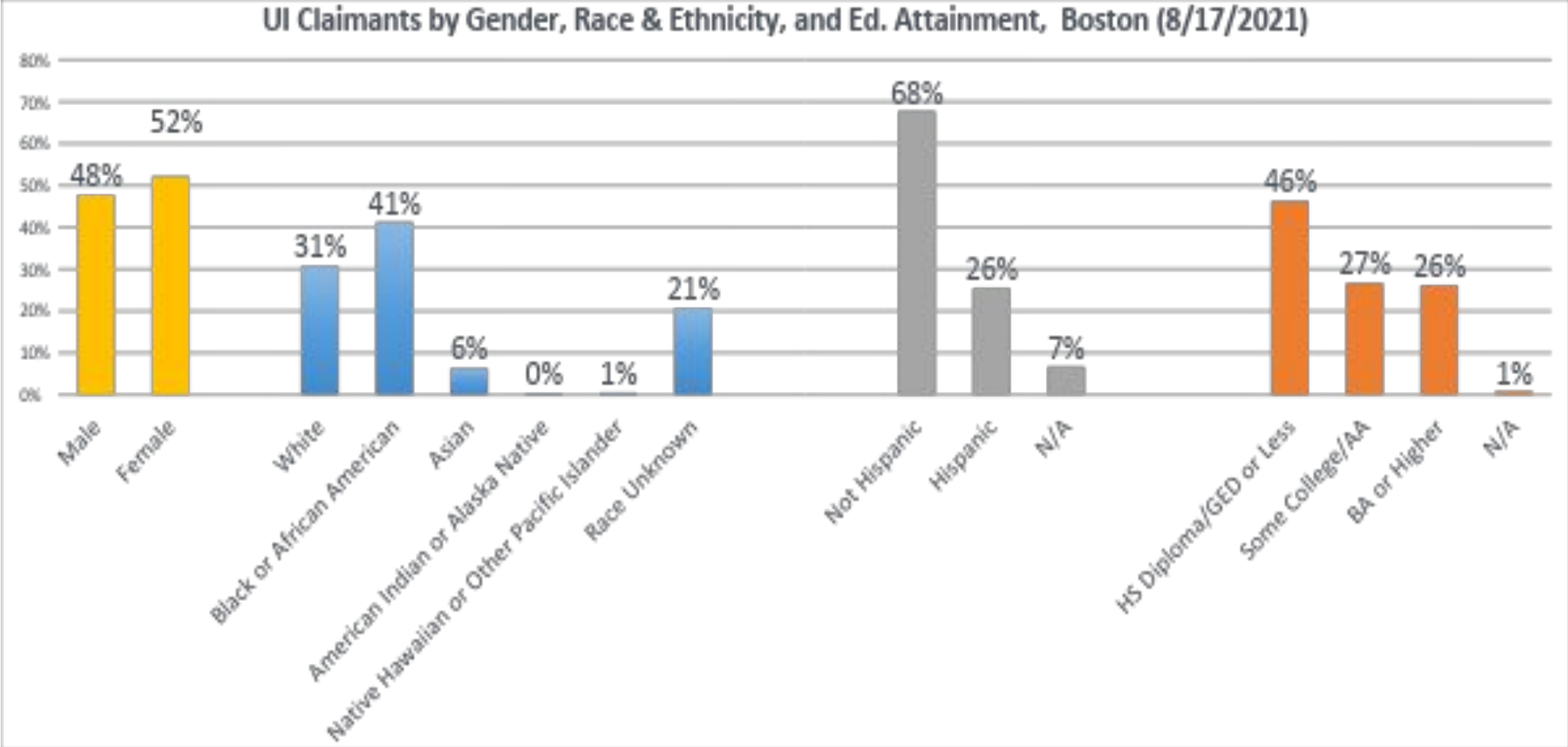
Source: U.S. Bureau of Labor Statistics and Massachusetts Executive Office of Labor and Workforce Development, Current Employment Statistics

Majority (>80%) of Online Job Postings Require Bachelor's Degree or Higher, Consistent with Pre-pandemic Period



Source: Boston WIOA Four Year Plan (unpublished)

Over-representation of Women, People of Color and HS Diploma or Less in the Ranks of UI Claimants; Unemployment Cliff Impacts these Groups the Most



Source: MA Department of Unemployment Assistance

Workforce Development Training and Education Initiatives Target Sub-BA Living Wage Occupations in Traditional and Innovative Sectors

- Health Care & Social Assistance
- Professional & Technical Services
- Accommodation and Food Services
- Construction
- Finance and Insurance

Traditional Industries*

- Office and Administrative
- Food Preparation and Serving
- Sales
- Transportation and Material Moving
- Healthcare Support/Technician
- Protective Service
- Construction and Extraction

Sample Occupations at the Sub-BA level

- Creative Industries (Arts, Entertainment, and Recreation)
- Life Sciences
- Advanced Manufacturing
- Industries with Green Job Potential

Innovative Industries**

- Energy efficiency, clean heating and cooling
- Renewable energy
- Wastewater Treatment
- Alternative transportation
- Production, Planning, and Expediting
- Sound Engineering
- Electrical and Electronics Engineering Technicians
- Clinical Trial Associate
- Biomanufacturing Technician

Sample Occupations at the Sub-BA level

Source: *WIOA Four Year Plan; OWD Grant Portfolio; Massachusetts Workforce and Labor Area Review

**MA Clean Energy Industry Report; Massachusetts Workforce and Labor Area Review

2019; BPDA Life Sciences Employment Memo

Target Industries Demonstrate Demand in the Recovery Period

Boston Industries with Largest Number of Sub-BA Living Wage* Jobs, (06/21-09/21)

Industry	Job Postings (Count)
Health Care and Social Assistance	2,355
Professional, Scientific, and Technical Services	674
Life Sciences	89
Finance and Insurance	565
Accommodation and Food Services	531
Educational Services	485
Retail Trade	417
Manufacturing	392
Real Estate and Rental and Leasing	265
Public Administration	229
Administrative and Support and Waste Management and Remediation Services	222
Transportation and Warehousing	212
Information	169
Construction	125
Other Services (except Public Administration)	95
Arts, Entertainment, and Recreation	75

Source: Burning Glass

*Based on \$15.87 per hour living wage

Guiding Questions:

- What are the current barriers to employment?
- What are some existing programs that the Mayor's Office should expand?
- What new programs or initiatives should the Mayor's Office help launch?
- How do we think about targeting key sectors such as Green Jobs or Life Sciences?
- What role does entrepreneurship play?
- Other general ideas? What are we missing?

Sharing What We Heard



Conclusion - Next Steps



- **Fill out our survey:** bit.ly/gobetterbos
- **Spread the word** about the other #LetsGoBetter meetings ----->
 - Other meetings on homeownership, small businesses, childcare, and the arts.
- You can also **email us** any follow up questions at recover@boston.gov

BOSTON, LET'S GO BETTER!

Help inform how the City of Boston invests \$400m in one-time federal funds to jumpstart Boston's equitable recovery.

To participate, you can fill out our survey, join us for a community meeting (schedule below), call **311** or visit boston.gov/recover to learn more.

Initial Community Meetings
5:30-7:30pm

August 26
Affordable Homeownership

August 31 (3pm)
Supporting Small Businesses

September 1 (12pm)
Substance Use Disorders

September 1
Access to Internet & Career Training

September 8
Career Training for Quality Jobs
(i.e. green jobs, life sciences)

September 14 (3pm)
Supporting Small Businesses

September 15
Quality Jobs & Childcare

September 16
Affordable Homeownership

October
Additional community meetings



SURVEY: [BIT.LY/GOBETTERBOS](https://bit.ly/gobetterbos)

To request translation and/or interpretation services, please contact: noreily.cirino@boston.gov and LCA@boston.gov two weeks in advance.

