

FLUSH WALL PANELS

29-31 Brimmer Street

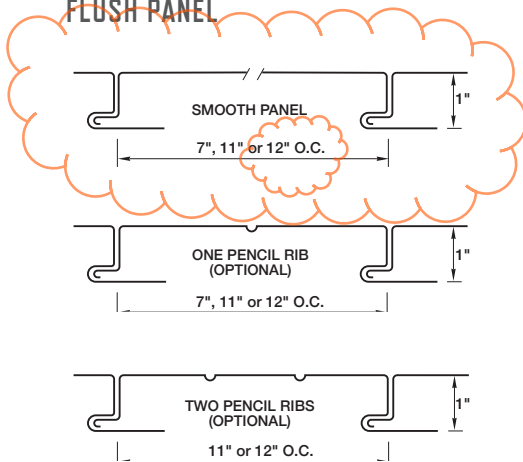
MATERIALS

.032 aluminum	24 gauge steel
.040 aluminum*	22 gauge steel*

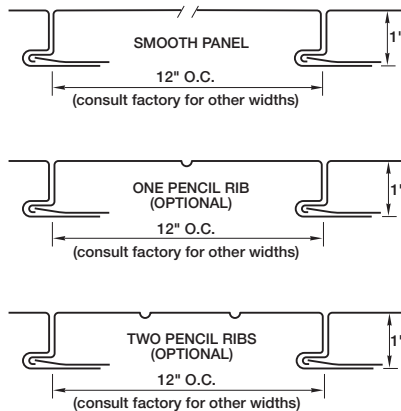
SPECS

7", 11" or 12" O.C. 1" High

FLUSH PANEL




FLUSH PANEL W/ CLIP (OPTIONAL)




*Limited color availability. 12" O.C. has reduced fastening flange. A complete specification is available online at pac-clad.com.

**Optional concealed clips are available for added wind resistance when needed.



FLUSH PANEL



FLUSH PANEL W / CLIP (OPTIONAL)**

PRODUCT FEATURES

- ▶ Levelled for flatness
- ▶ Available with up to two pencil ribs
- ▶ Rounded interlock leg provides improved flush fit
- ▶ 35-year non-prorated finish warranty
- ▶ Panel lengths from 4' to 25'

MATERIAL

- ▶ 24 gauge steel
- ▶ 22 gauge steel
- ▶ .032 aluminum
- ▶ .040 aluminum
- ▶ Galvalume Plus available

ASTM TESTS - FLUSH

- ▶ ASTM E330 tested - 12" only
- ▶ ASTM 1592
- ▶ ASTM E283
- ▶ ASTM E331
- ▶ AAMA 501.1-05

FLORIDA BUILDING PRODUCT APPROVALS

Please refer to pac-clad.com or your local factory for specific product approval numbers for Flush panels.