



# Boston Police Department Budget Hearing

**BOSTON POLICE** DEPARTMENT



# Boston Police Commissioner Michael A. Cox



May 7, 2025



# BUILDING TRUST

**All BPD efforts are guided by our mission:**

"The Boston Police Department is dedicated to working in partnership with the community to fight crime, reduce fear and improve the quality of life in our neighborhoods. Our mission is community policing."



**BOSTON POLICE DEPARTMENT**

# Community Policing Model – Building Trust

## ***STRATEGIES:***

***Partnerships and Problem solving***

***Data and intelligence driven deployment of resources***

***Strategic use of technology***

***Protecting the Privacy, Civil Rights, and Civil Liberties of constituents***

## **GOALS**

- Prevent and Reduce Crime/Violence and Fear of Crime
- Proactively Engage with all Communities
- Connect those in need with Services
- Enhance Professionalism, Accountability and Trust
- Improve Police Services and Operations
- Support Employee Health, Wellness and Safety

# **Supporting the Community Policing Mission through Efficiencies and Accountability**

## **CALEA Accreditation Process:**

- Voluntarily meet professional standards in data sharing, systems improvement, assessments, policies and procedures, preparedness, etc.

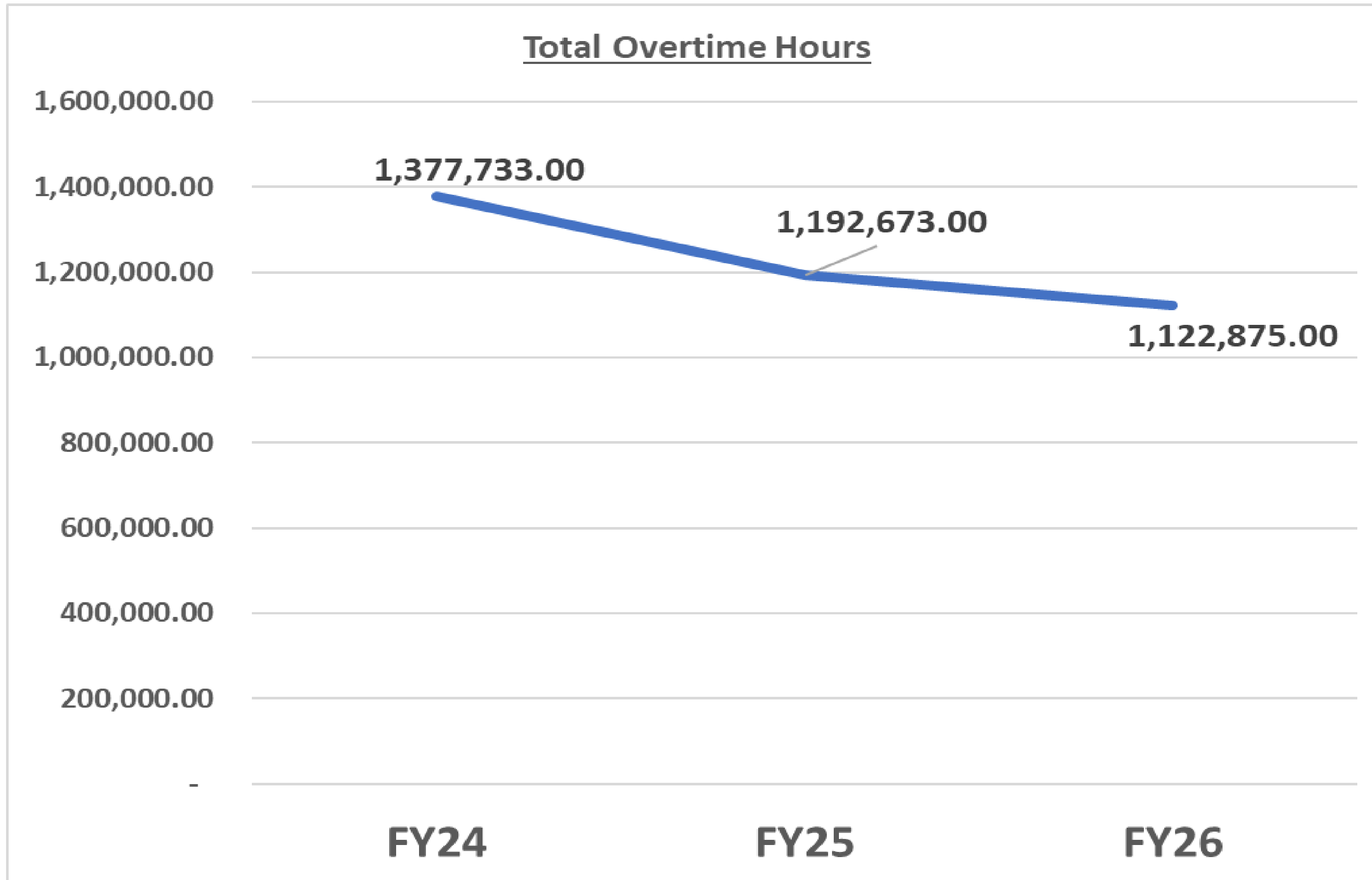
## **Organizational Change:**

- Realigned the Academy Division, Youth Violence Strike Force, Dignitary Protection, and Operations Division; and reinstated Staff Inspections

## **Integrating Communications, Assessment and Tactics (ICAT) Training:**

- Rolling out this Critical Decision-Making Model Department wide, in partnership with PERF

# Supporting the Community Policing Mission through Efficiencies and Accountability



**-13.4%** FY24 to FY25

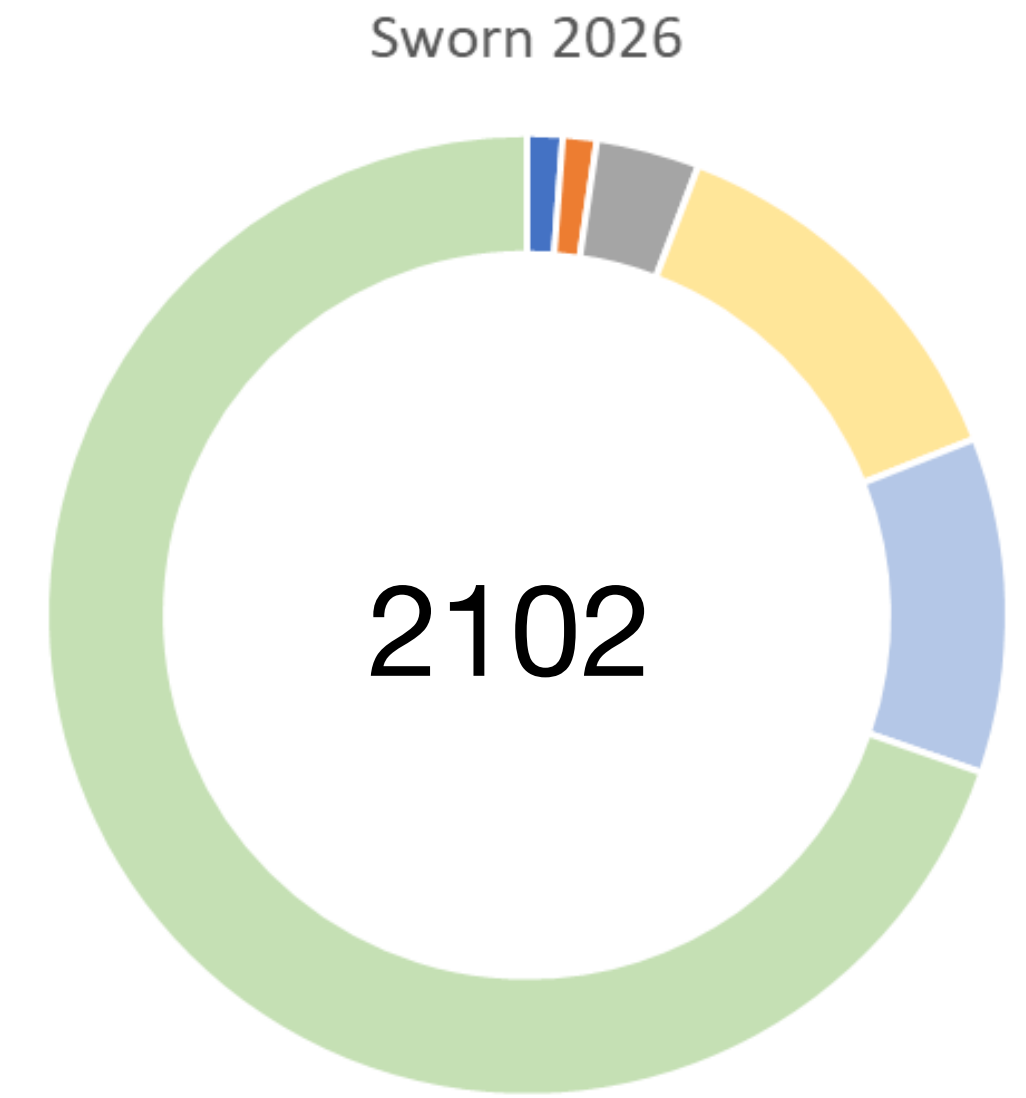
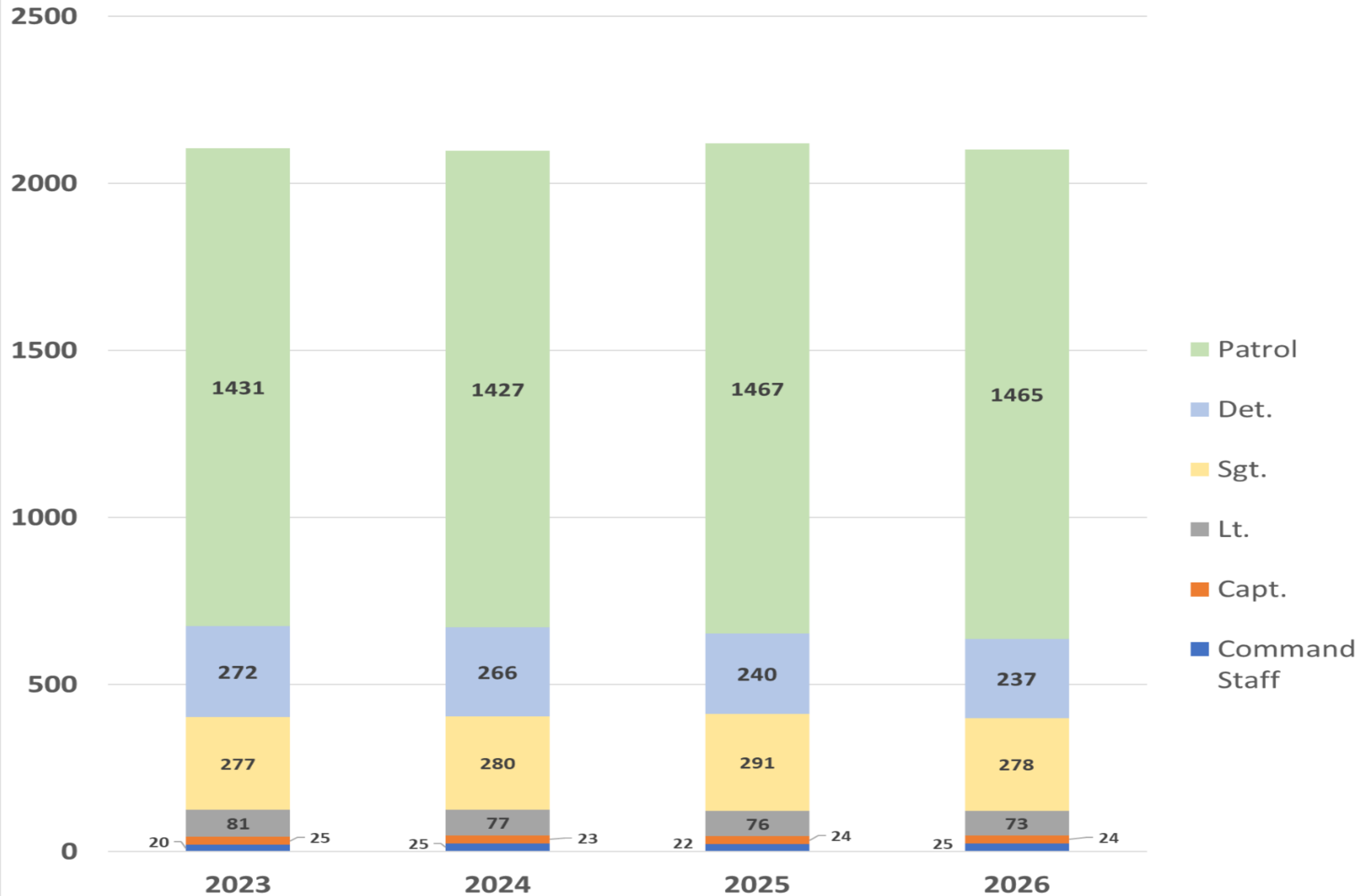
**-5.9%** FY25 to FY26\*

*\*FY26 Projection*

# BOSTON POLICE DEPARTMENT

## Staffing Levels

Sworn 2023-2026

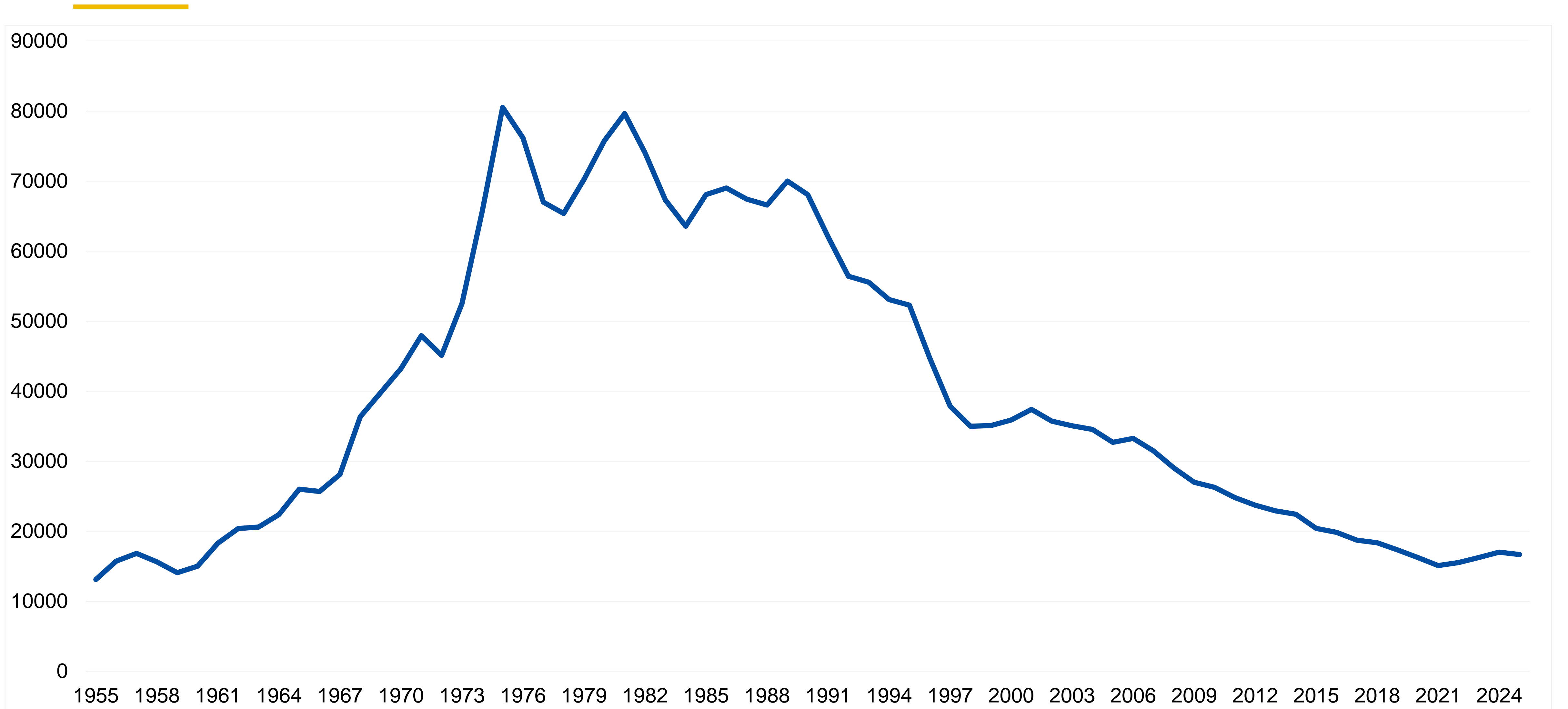


Command Staff	25
Captain	24
Lieutenant	73
Sergeant	278
Detective	237
Patrol Officer	1465

Recruit Officers	132
Cadets	28
Civilian staff	542
School Traffic Supervisors	181

*\*5/4/26 Strength Report*

# Historic Part 1 Crime



# Major Crime Statistics

Citywide Part One Crime Compared Year-Over-Year  
1/1/2024 - 12/31/2024 vs. 1/1/2025 - 12/31/2025

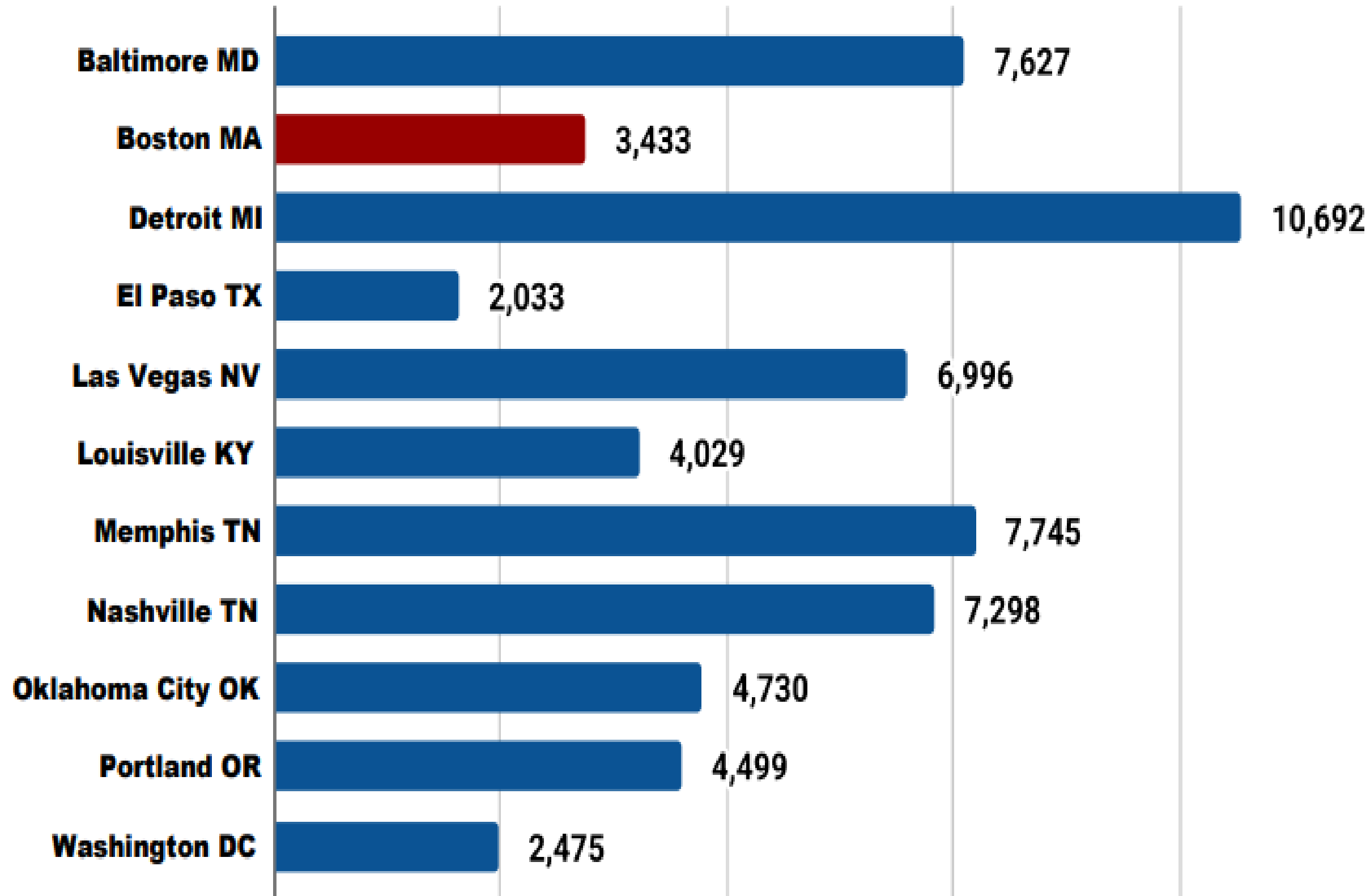
**Violent Crime**  
**-6% vs 2024**  
**-7% vs 5 Yr Avg**  
**-14% vs. 10 Yr Avg**

**Property Crime**  
**-2% vs 2023**  
**+5% vs 5 Yr Avg**  
**-2% vs. 10 Yr Avg**

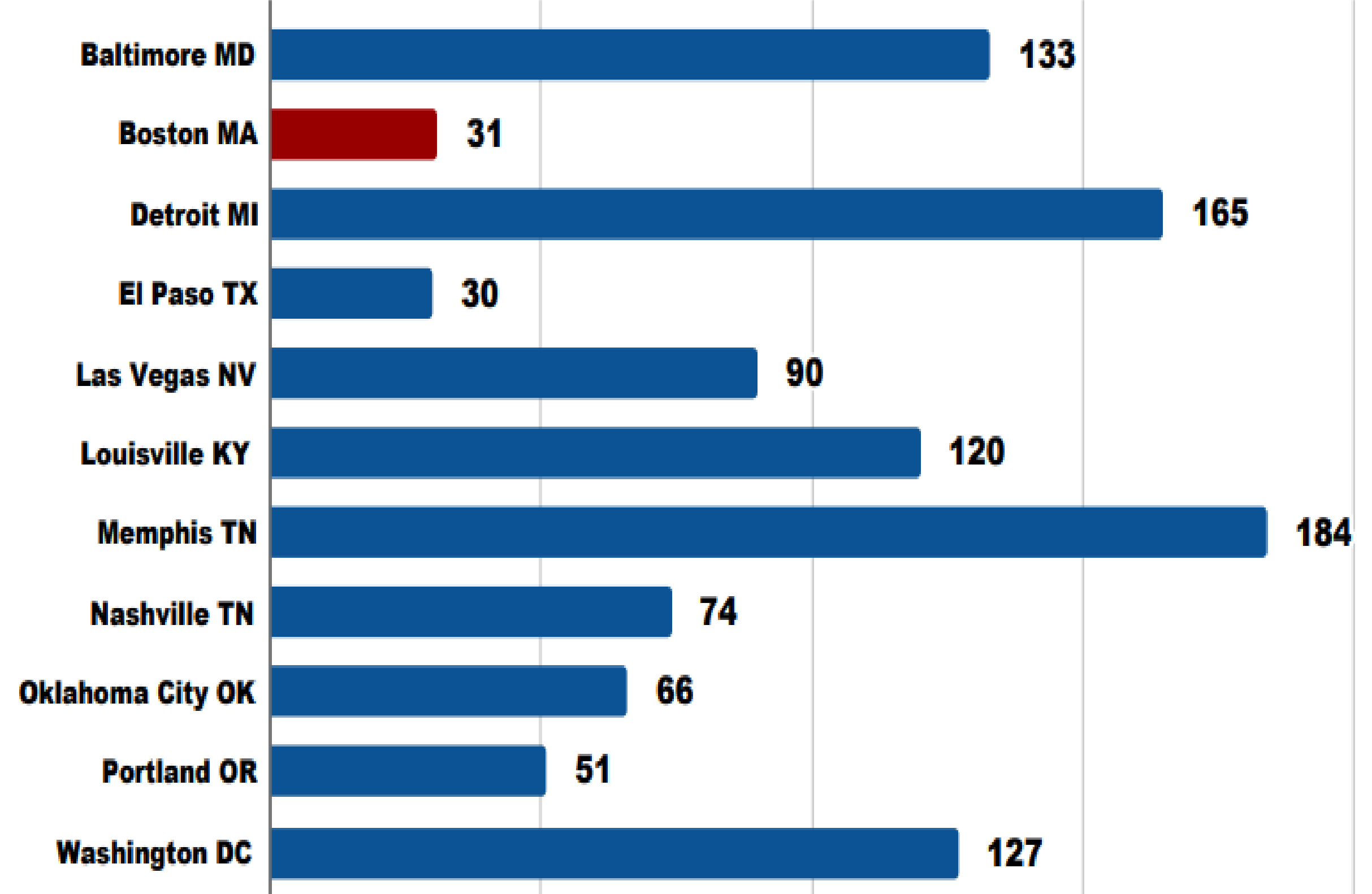
CRIME CATEGORY	2024	2025	# Change	% Change	5 Yr Avg	% Change vs 5 Yr Avg
Homicide *	24	31	7	29%	38	-18%
Rape & Attempted	174	151	-23	-13%	207	-27%
Robbery	828	764	-64	-8%	839	-9%
Domestic Aggravated Assault	917	923	6	1%	882	5%
Non-Domestic Aggravated Assault	1,697	1,563	-134	-8%	1,732	-10%
<b>Total Aggravated Assault</b>	<b>2,614</b>	<b>2,486</b>	<b>-128</b>	<b>-5%</b>	<b>2,614</b>	<b>-5%</b>
Commercial/Non-Residential Burglary	374	409	35	9%	395	4%
Residential Burglary	764	625	-139	-18%	903	-31%
<b>Total Burglary</b>	<b>1,138</b>	<b>1,034</b>	<b>-104</b>	<b>-9%</b>	<b>1,298</b>	<b>-20%</b>
Larceny From MV	2,461	2,059	-402	-16%	2,744	-25%
Other Larceny	8,703	8,937	234	3%	7,305	22%
<b>Total Larceny</b>	<b>11,164</b>	<b>10,996</b>	<b>-168</b>	<b>-2%</b>	<b>10,049</b>	<b>9%</b>
Auto Theft	1,148	1,202	54	5%	1,262	-5%
<b>Total Violent Crime</b>	<b>3,640</b>	<b>3,432</b>	<b>-208</b>	<b>-6%</b>	<b>3,698</b>	<b>-7%</b>
<b>Total Property Crime</b>	<b>13,450</b>	<b>13,232</b>	<b>-218</b>	<b>-2%</b>	<b>12,609</b>	<b>5%</b>
<b>Total Part One Crime</b>	<b>17,090</b>	<b>16,664</b>	<b>-426</b>	<b>-2%</b>	<b>16,308</b>	<b>2%</b>

# Comparison City Statistics

**2025 Total Violent Crime Per City**



**2025 Homicide**

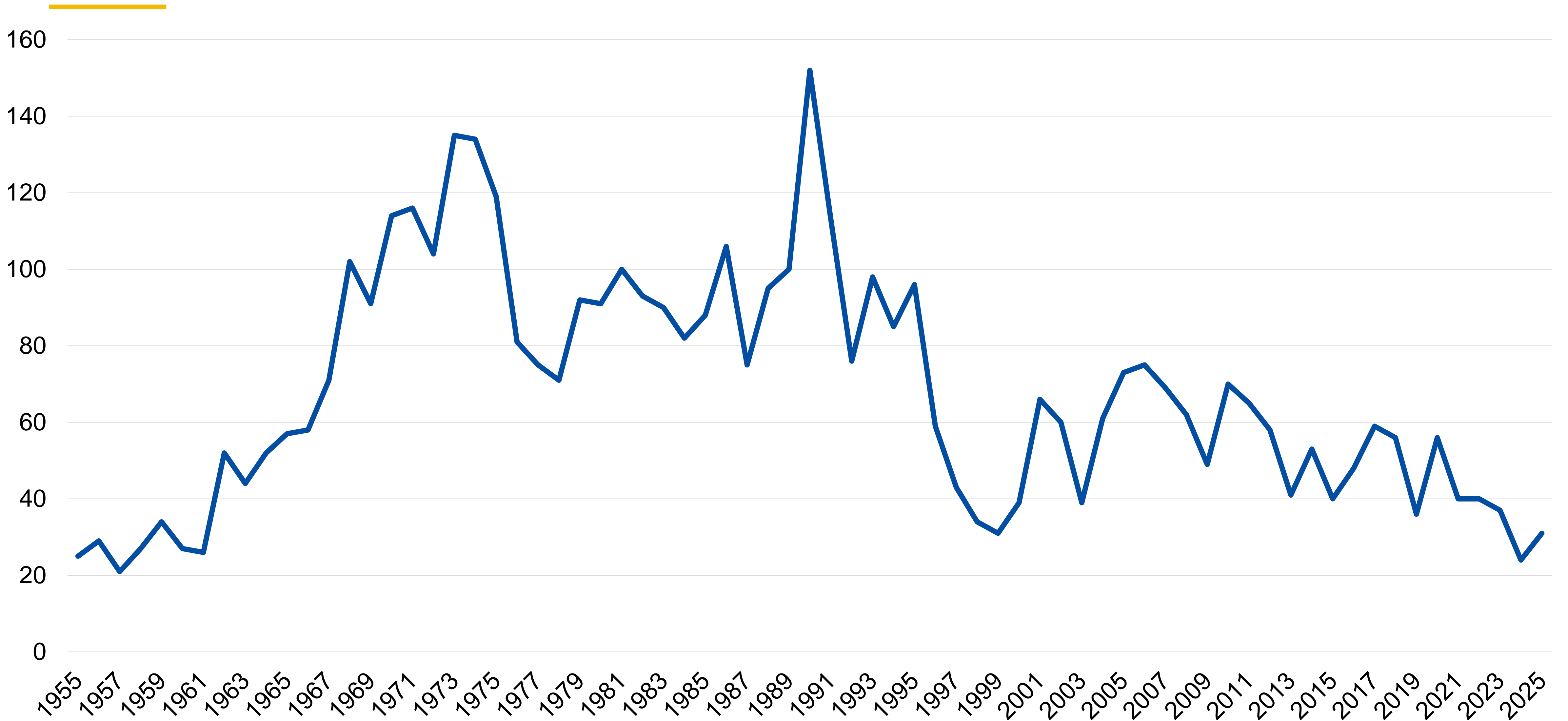


# Firearm Violence Statistics

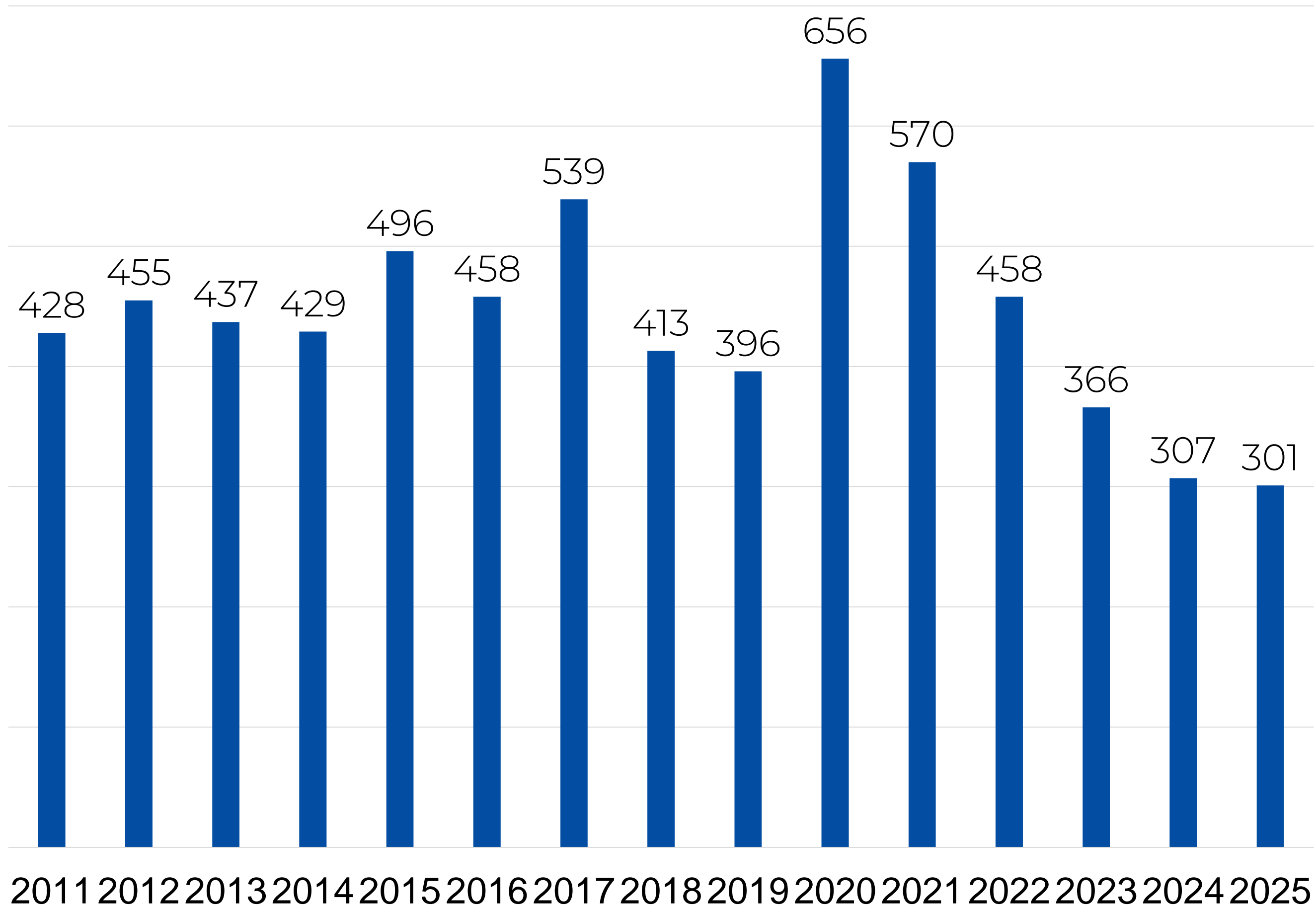
---

Citywide Firearm Violence Statistics							
Category	2024	2025	# Change	% Change		% Change vs 5 Yr Avg	% Change vs 10 Yr Avg
Person Shot Incidents	102	104	2	2%		-31%	-38%
Confirmed Shots Fired Incident	205	197	-8	-4%		-39%	-35%
Total Incidents of Gunfire	307	301	-6	-2%		-36%	-35%
Fatal Shooting Victims	20	19	-1	-5%		-36%	-44%
Non-Fatal Shooting Victims	107	103	-4	-4%		-33%	-40%
Total Shooting Victims	127	122	-5	-4%		-34%	-40%

# Homicide



# Gunfire Incidents



- Overall incidents of gunfire in the city declined 2% in 2025 and declined 36% when compared to the 5-year average.
- 2025 was the lowest year for incidents of gunfire in the city since at least 2011 when reliable tracking began.

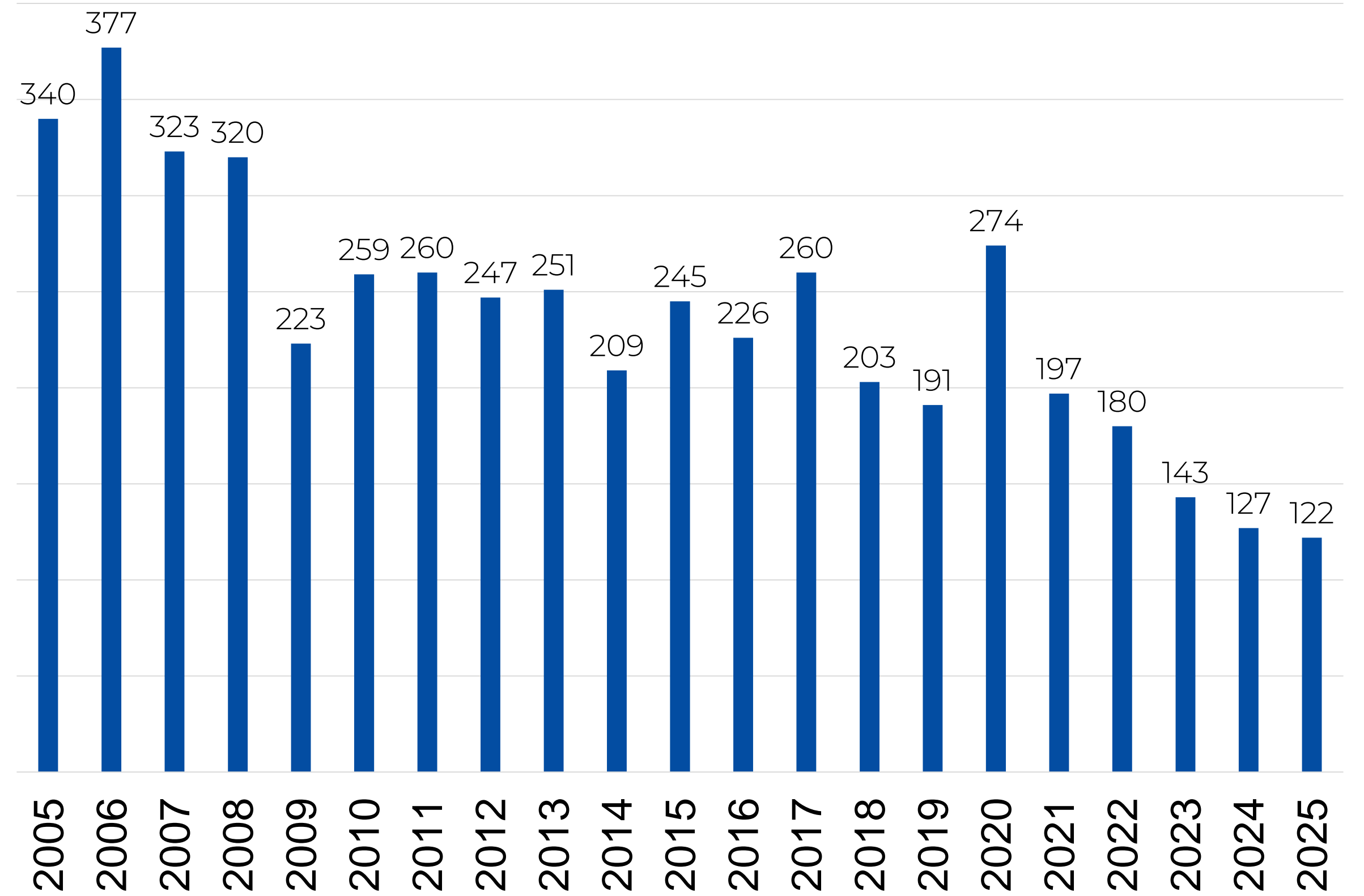
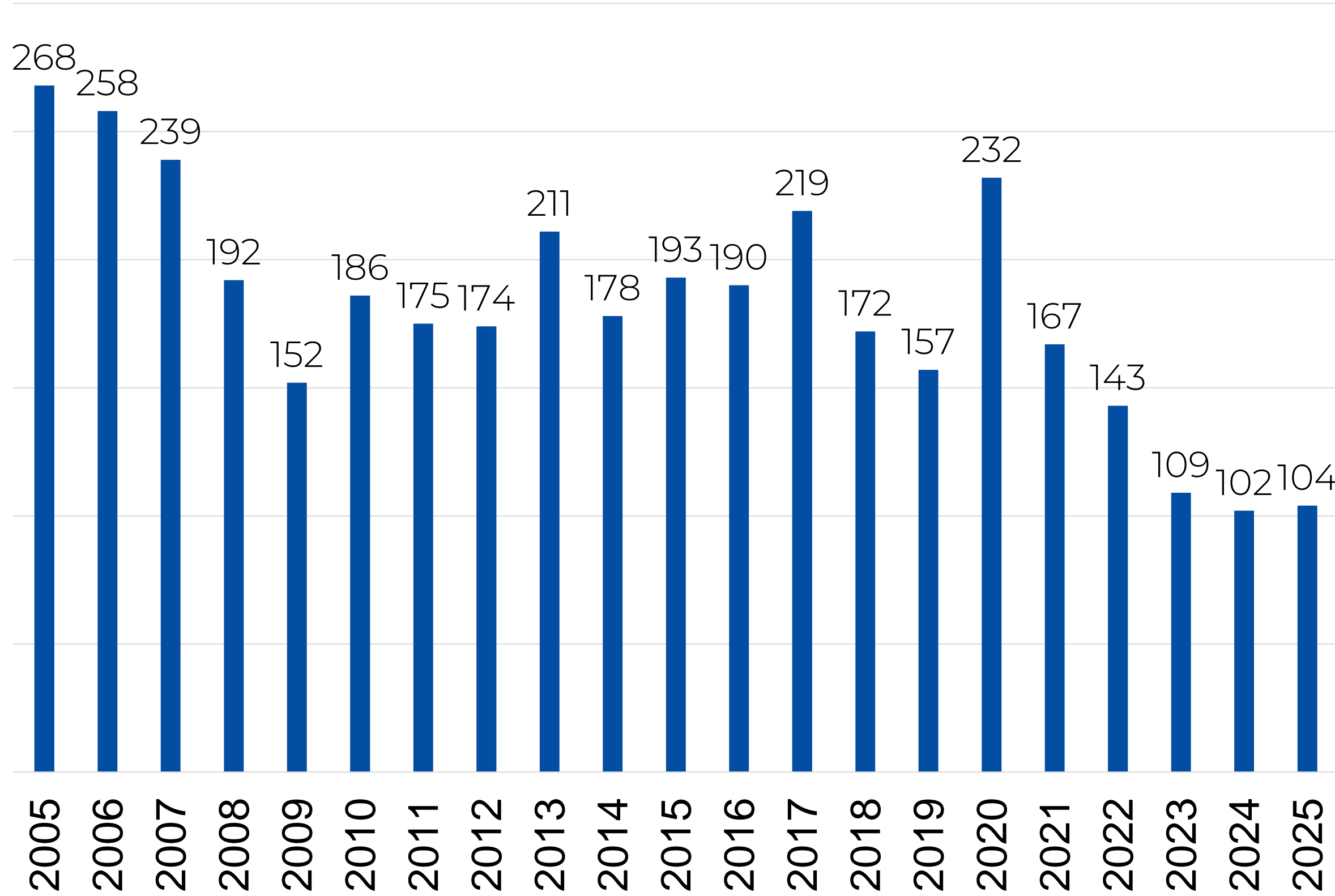
# Persons Shot

Shooting victim totals **declined:**

- 4% vs. 2025
- 34% vs. 5 year average
- 40% vs. 10 year average

Person Shot Incidents

Victims Shot

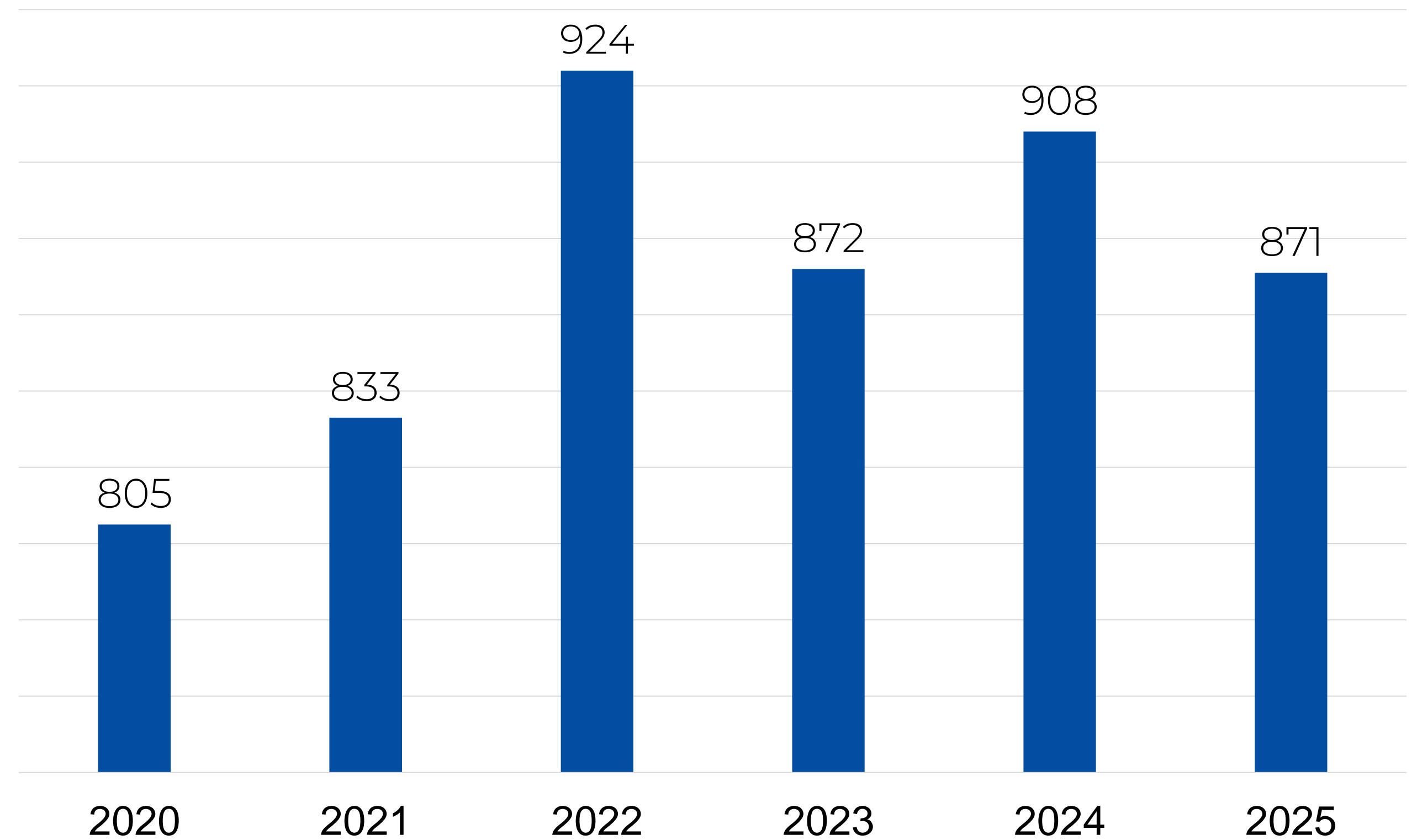


# Firearm Recovery

**871 firearms recovered**

- 590 Crime Guns
- 281 Surrendered Firearms
- 54 privately manufactured firearms

**Firearm Recoveries Per Year**



*Visit the Data Hub on [police.boston.gov](https://police.boston.gov) for the 2025 Boston Firearm Trafficking Report*

# Boston Police Department



## Join the BPD:

### Text to Learn More

Want quick answers on requirements, timelines, or next steps?

Text **JOINBPD** to (617) 752-8673 to connect with a recruiter.  
*Standard messaging rates may apply.*

### Email or Call

Prefer to talk it through with someone? Reach out to the recruiting unit directly by email or phone.

- [bpdrecruit@pd.boston.gov](mailto:bpdrecruit@pd.boston.gov)
- (617) 752-8673

*Recruiters typically respond within 1-2 business days.*